




# PRODUCT CATALOGUE 2018/19



ISO 9001:2015  
Registered  
FS 563909



Next Day  
Delivery



LOLER  
Accredited



Order Online



LEEA  
Member



CE Marked

**TRUSTED QUALITY AND SERVICE**



# Welcome to Simply Precast

In 2010 I set up Simply Precast Accessories to supply the precast industry with top quality brands in a timely manner and at a value for money price. Our goal has always been not to

simply meet our customers expectations but to exceed them.

Now eight years later we are a preferred supplier to the UK's leading precast manufacturers. We carry the widest range of products including steel, lifting systems, plastic and concrete spacers. We offer top European brands, full technical back up and the security of knowing that your products come with full traceability, CE marking and are of the highest quality.

The precast industry in the UK has recently undergone a major transformation with large investments in new plants and factories. We expect this trend to continue with an increase in demand for more innovative products. We will continue to liaise with world class suppliers in order to bring their knowledge and expertise to our customers through the most innovative and cutting-edge products.

The future looks bright for the precast industry and we are proud to be at the heart of it. We will continue to strive to be the best we can be and to be considered by our customers as their supplier of choice for precast accessories.

## Why Simply Precast?

The following are the main reasons given by our customers in a recent **BSI** survey;

- ✓ Quality of product
- ✓ Product range
- ✓ Product knowledge
- ✓ Prompt customer service
- ✓ Next day delivery
- ✓ Value for money
- ✓ European brands offering an extra insurance at no extra cost

We would like to continue improving and working with our customers to deliver a world class service which is constantly evolving to meet the higher standards we seek to attain.

Working for you,

**Aidan Monaghan**  
Managing Director

**ORDER ONLINE!**



[www.simplyprecast.co.uk](http://www.simplyprecast.co.uk)

As most of our accessories are stock items we can deliver the vast majority of items on a next day service.

## 3 EASY WAYS TO ORDER



**PHONE**

**(UK) 0800 678 5178**

**(IRL) 0169 18844**



**EMAIL**

**[info@simplyprecast.co.uk](mailto:info@simplyprecast.co.uk)**



**ONLINE**

**[www.simplyprecast.co.uk](http://www.simplyprecast.co.uk)**

## OUR PARTNERS



PHILIPPGROUP



## CONTENTS

New Products & Services	10
Connecting Systems & Cast In Channel	16
Precast Plant & Machinery	28
Magnets & Shuttering Systems	34
Plastic Cover Spacers	42
Concrete Cover Spacers	50
Lifting & Fixing Systems	56
Formwork Accessories	80
Steel Products	84
Tying Systems	92
Personal Protective Equipment	96
Precast Accessories	100
Fencing & Paving Products	108
Holding Down Bolts & Accessories	110
Specialist Precast Production	112
Precast Chemicals & Grouts	122

## Our Products

### Lifting Systems

Using only the best breed of suppliers and manufacturers, Simply Precast now supply the widest range of lifting and fixing accessories from top European suppliers including **Starcon**, **Philipp** and **BGW**. We will work with our customers to source solutions which are the most effective for their needs.

### Magnets and Formwork

We can now provide top quality magnetic solutions from **Ratec**, the world leader in magnet and shuttering solutions. From complete shuttering systems to one off magnetic boxes we will work to help you to achieve best working practice.

### UPP Pump Station

In partnership with **Ratec**, Simply Precast offers the UK Precaster the UPP Pump Station. Upcrete® technology almost completely eliminates air bubbles in precast elements, leaving surfaces with a smooth all-round form finish.

### Bespoke Plastics

2017 sees the launch of our bespoke plastic design and development service. 3D printing can be used to produce a sample of the initial design without the need for expensive trial tooling at the early stage.

### Steel

As a distributor of **Van Merksteijn** steel products, we supply a full range of steel products including Cares Approved standard mesh, hot rolled and cold drawn coil. We can also supply competitively priced cut and bent products as well as wire spacers and straight bar.

### Chemicals

2017 saw Simply Precast and **Q8 Oils** agree an agency for mould oils within the U.K. Working together we aim to offer high quality, consistent and proven mould release agents to the precast market. Along with full technical back up, we also offer bespoke chemicals, plant lubricants, hydraulic oils and grease complementary products.

### Connection Systems

In partnership with **Philipp**, Simply Precast offers German engineered threaded rebar couplers and connection boxes. We supply starter boxes, cast in channels and now introduce our Power Duo connection rails which transfer both shear and tension forces.

### Machinery

In partnership with **The Progress Group**, we are able to offer a wide range of Precast Machinery ranging from moulds and beds to steel processing equipment and carousel plants.



# SIMPLY PRECAST FINANCIAL SERVICES

## IMMEDIATE ACCESS TO EQUIPMENT - BUDGETARY PROBLEMS OVERCOME

There is no need to wait until funds are available and 100% financing means that deposits are not necessarily required. Leasing equipment, allows you to spread the cost of an asset over a period of time – thereby matching rental payments with income earned from the use of the asset.



### CONSERVE WORKING CAPITAL

Working capital can be put to more strategic uses, rather than being invested in a depreciating asset base.



### EASIER BUDGETING

Fixed rentals, as they are not subject to fluctuating interest rates, allow you to plan for the future.



### PROTECT CREDIT LINES

Leasing is an additional line of credit and does not impinge on customers' high street banking facilities.



### TAILORED PAYMENTS

Rental agreements may be individually tailored to meet budgetary requirements. Agreements may be for terms from 1 year to 7 years, and incorporate holiday periods, irregular profiles and stepped rentals.



### UPGRADE OPTIONS

Leasing allows customers to keep up with changes in technology and respond to industry pressures. Our upgrade facility allows for new equipment to be added during the life of the lease without necessarily increasing the rental payments.



### TAX EFFICIENCY

Payments are fully allowable against profits to increase tax efficiency and thereby reduce the net cost of renting the equipment.



### Find out More...

To find out more about our finance options full details available at [www.simplyprecast.co.uk](http://www.simplyprecast.co.uk) or contact us on **0800 678 5178**

**New Products  
& Services**



Pages  
**10-13**

**Connecting Systems  
& Cast In Channel**




Pages  
**16-25**

**Precast Plant  
& Machinery**



Pages  
**28-32**

**Magnets &  
Shuttering Systems**



Pages  
**34-39**

**Plastic Cover  
Spacers**



Pages  
**42-48**

**Concrete Cover  
Spacers**



Pages  
**50-53**

**Lifting &  
Fixing Systems**



Pages  
**56-78**

**Formwork  
Accessories**



Pages  
**80-82**

**Steel Products**



Pages  
**84-89**

**Tying Systems**



Pages  
**92-94**

**Personal Protective Equipment (PPE)**



Pages  
**96-98**

**Precast Accessories**



Page  
**100-105**

**Fencing & Paving Products**



Page  
**108**

**Holding Down Bolts & Accessories**



Pages  
**110**

**Specialist Precast Production**



Pages  
**112-120**

**Precast Chemicals & Grouts**



Pages  
**122-136**

A large rectangular area filled with a fine grid of light blue lines, intended for handwritten notes.



## Contents

Speedies	10-11
Ratec Pump Station	12
Bespoke Plastics	13

# NEW PRODUCTS



# Speedies®

The Speedies® product line is a highly efficient and economic replacement for your traditional line spacers and grade plate spacers. Three uniquely designed products offer customers a revolutionary way of distributing reinforcement spacers which reduces overall labour and working time.

Three Products

## Speedies® VAULT with Spikes

These are specially designed for hard surfaces and with pointed feet it allows for low visibility. Added uprights to the top of the spacer also allow for a more stable placement of the reinforcement. These are also available without up-rights- Speedies® VAULT without Spikes.

## Speedies® FOUNDATION

Uniquely designed for soft / uneven surfaces, these offer three flat base plates for easy application on a surface.

## Speedies® DROP STICK

Reduces Labour time by approximately 75%. Stick length to accommodate up to 50 Speedies spacers.

### THE FACTS!

- PVC free
- Stable
- Ergonomic
- Optimized transportation
- 1—1.5 pieces / M2

## Speedies® VAULT with Spikes

Speedies® Vault with Spikes is a new uniquely designed PVC free spacer for hard surfaces, with small pointed Y feet which ensure minimal contact with the concrete surface. Added spikes on the top of the Speedies® Vault with spikes ensure minimal movement when mesh is applied.



Product Code	Description	Pack Size	Pallet Size
SPSH20	20mm cover with spikes	50	1750
SPSH25	25mm cover with spikes	50	1750
SPSH30	30mm cover with spikes	50	1750
SPSH35	35mm cover with spikes	50	1750
SPSH40	40mm cover with spikes	50	1750
SPSH50	50mm cover with spikes	50	1750

## Speedies® Drop Stick

Product Code	Description	Pack Size
SPDS	speedies drop stick	1



## Speedies® FOUNDATION

Speedies® FOUNDATION is a new uniquely designed PVC free spacer. Designed with a flat base which offers a greater surface area, this spacer is ideal for softer surfaces.



















Product Code	Description	Pack Size	Pallet Size
SPF20	20mm cover with flat base	50	1750
SPF25	25mm cover with flat base	50	1750
SPF30	30mm cover with flat base	50	1750
SPF35	35mm cover with flat base	50	1750
SPF40	40mm cover with flat base	50	1750
SPF50	50mm cover with flat base	50	1750

### Key

Scale of five where 5 is most positive and 1 most negative

### How Speedies® compare with plastic chair and flat base

Results and effects	Speedies®	Line Spacers	Grade Plate Spacers
 Improved economy / Lower overall costs	5	3	1
 Lower time expenditure / Lower labour costs in operation	5	3	1
 Improved ergonomics / Good working environment	5	3	1
 Improved environment / No heavy metal or endocrine disruptors	5	2	5
 Efficiently packed / Well packed pallets	4	1	4

Product Characteristics and Suitability	Speedies®	Line Spacers	Grade Plate Spacers
 Suitable for industrial construction / Major areas	5	4	1
 Suitable for house construction / Minor areas	5	3	4
 Suitable for floor heating installations	5	1	4
 Stable and pressure resistant	5	4	3
 Cold resistant / Plastic not susceptible to cracking	4	2	4
 Stackable / Low shipping and storage volume	4	1	4
 Low risk for visible and structural cracks in concrete	5	2	5
 Manual and auto placement	5	1	3
 Eco-approved plastic	5	2	5
 Suitable for roll-out reinforcement	2	3	1
 Suitable for individual Rebar	2	4	5

# Ratec Pump Station



## UPP 100/25 upcrete® Pump Station.

UPP Pump Station - The upcrete® technology enables highly complex moulds to be filled efficiently resulting in a high-quality precast element with a mirror smooth finish. Since the concrete is injected into the mould from the lowest point, air bubbles are eliminated. Traditional filling and rubbing of the element's defects to meet the quality standards is no longer required.

### Advantages at a glance:

- Concrete delivery speed is continuously adjustable from 0 – 20 m<sup>3</sup>
- Efficient cleaning process using sponge cleaning balls and pre-set 'clean cycle'
- Software interface allows automatic concrete delivery
- Comes complete with remote control
- Modular pre-hopper from 600l – 2000l
- Easy to maintain through fixed central lubrication
- Compact and closed construction





# Bespoke Plastic Manufacturing



We are now offering a fully automated plastic manufacturing service, utilising specialised injection moulding machines and associated moulds. We can specify the size of the moulds and select machines to give maximum production efficiency leading to cost savings and short lead times.

Plastic materials are selected according to the requirements of the finished component; typical factors are strength, flexibility, clarity and chemical resistance. Additives are added to the raw material prior to heating typically for colour, and more specialised additives such as glass fibre can be added to increase strength and rigidity.

We offer a full design and development service including concept drawings and rapid prototyping using 3D printing to produce samples of the initial design without the need for expensive trial tooling. Contact us today to discuss your project and arrange a site visit.



## THE TOP 5 REASONS TO TRUST SIMPLY PRECAST WITH YOUR ALL-IMPORTANT BESPOKE JOBS



### QUICK TURNAROUND

Raw materials stocked on site, leading to quicker turnaround times.



### 3D PROTOTYPE

Service available.



### MANUFACTURED IN HOUSE

State of the art machinery and manufacturing ability in-house.



### SUPPORT & ADVICE

Advice from concept to completion.



### QUALITY CONTROL

Quality control by experienced staff.

A large rectangular area filled with a fine grid of light blue lines, intended for writing notes or technical drawings.

## Contents

Philipp Connecting Systems	16-18
The Threaded Coupler System	19
Starter Bar	20-21
Dove Tail Slots and Safety Ties	22
Cast in Channel	23-25

# CONNECTING SYSTEMS AND CAST IN CHANNEL


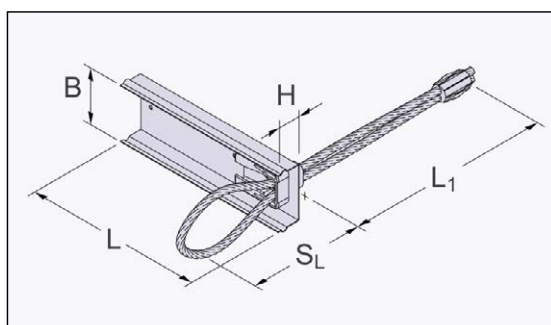




## PHILIPP CONNECTION LOOP SYSTEM

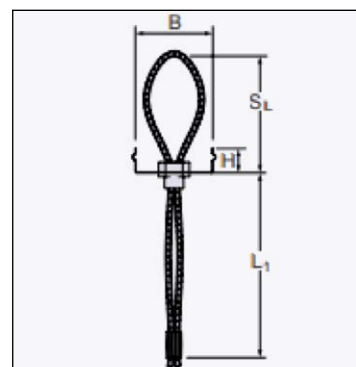
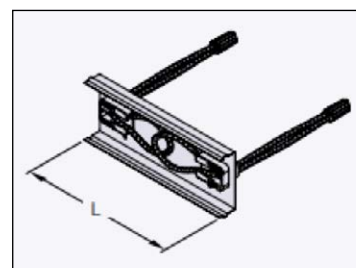
The Philipp Connection Loop System combines a steel wire rope and a metal box to join precast elements together. Simply fix to the formwork and on site the wire rope can be folded out of the box and a connection made.

Product Code	L (mm)	L <sub>1</sub> (mm)	B (mm)	H (mm)	S <sub>L</sub> (mm)	Rope ø (mm)	Weight (kg/100pcs)
54VSM80	160	190	50	20	80	6	13.0
54VSM100	160	190	50	20	100	6	14.0
54VSM120	160	190	50	20	120	6	15.0
54VSM140	160	190	50	20	140	6	16.0



## PHILIPP POWER BOX SYSTEM

The Philipp Power Box System is used for the connection of precast units where there is a transfer of high loads and a proof for it is required. It is able to transfer shear forces parallel and right-angled to the wall safely into the concrete unit.



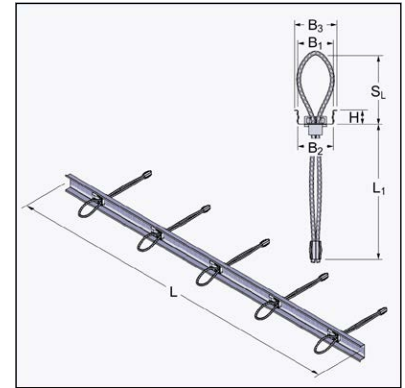
Product Code	S <sub>L</sub> (mm)	B (mm)	H (mm)	L (mm)	L <sub>1</sub> (mm)	PU (pcs)	Weight (kg/PU)
54PB120	120	80	25	220	190	100	42.0



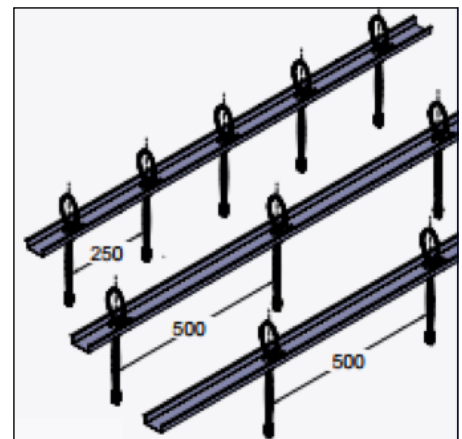
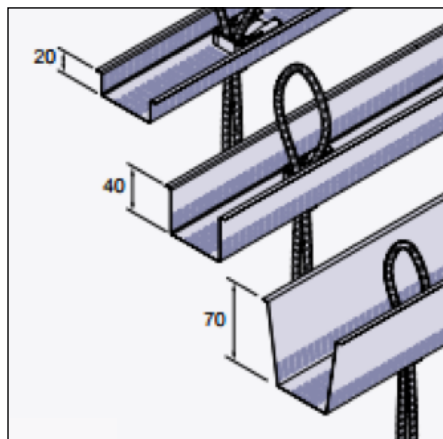
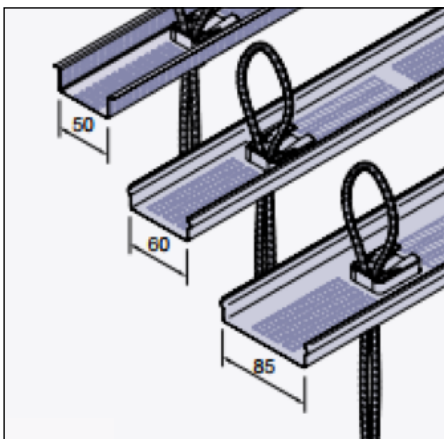
## PHILIPP CONNECTING RAILS AND LOOPS

The Philipp Connecting Rails are designed for connections of concrete elements with no need to transfer high forces (constructive connections). This version is a combination of steel wire ropes and metal channel (rail) in which the ready-for-use wire ropes are inserted. A high adhesion to the concrete is guaranteed by the profiled rail surface.

Available dimensions of the rails are: widths of 50, 60 and 85mm and heights of 20, 40 and 70mm. With a rail length of 1.25m, it is possible to choose between 2, 3 or 5 loops, each with different loop lengths. Other rail dimensions, also without loops are available on request.



Product Code	No. of loops	SL (mm)	H (mm)	L (mm)	Rail Width 50 (mm)			Rail Width 60 B <sub>1</sub> /B <sub>2</sub> /B <sub>3</sub> (mm)	Rail Width 85 B <sub>1</sub> /B <sub>2</sub> /B <sub>3</sub> (mm)	L <sub>1</sub> (mm)
					B <sub>1</sub>	B <sub>2</sub>	B <sub>3</sub>			
84VS200802	2	80	20	1250	50	50	60	60	85	190
84VS200803	3	80	20	1250	50	50	60	60	85	190
84VS200805	5	80	20	1250	50	50	60	60	85	190
84VS201002	2	100	20	1250	50	50	60	60	85	190
84VS201003	3	100	20	1250	50	50	60	60	85	190
84VS201005	5	100	20	1250	50	50	60	60	85	190
84VS201202	2	120	20	1250	50	50	60	60	85	190
84VS201203	3	120	20	1250	50	50	60	60	85	190
84VS201205	5	120	20	1250	50	50	60	60	85	190
84VS400802	2	80	40	1250	50	50	60	60	85	190
84VS400803	3	80	40	1250	50	50	60	60	85	190
84VS400805	5	80	40	1250	50	50	60	60	85	190
84VS401002	2	100	40	1250	50	50	60	60	85	190
84VS401003	3	100	40	1250	50	50	60	60	85	190
84VS401005	5	100	40	1250	50	50	60	60	85	190
84VS401202	2	120	40	1250	50	50	60	60	85	190
84VS401203	3	120	40	1250	50	50	60	60	85	190
84VS401205	5	120	40	1250	50	50	60	60	85	190
Rail Width 70 / 50 (mm)										
					B <sub>1</sub>	B <sub>2</sub>	B <sub>3</sub>			
84VS701005	5	100	70	1250	70	50	80			190

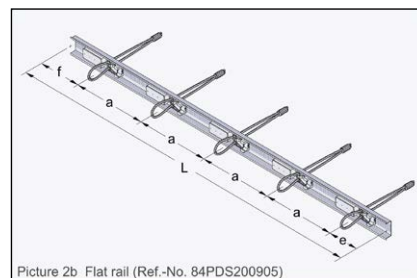


## PHILIPP POWER DUO SYSTEM

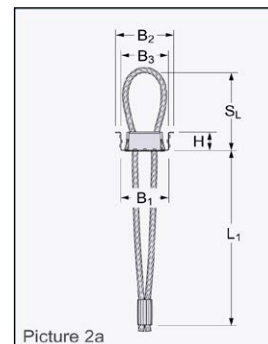
The Philipp Power Duo System is used to connect precast concrete units where static forces have to be transferred and proofed. It is able to transfer shear and tension forces plane to the wall (stiffening, support reactions) as well as shear forces right-angles to the wall (wind pressure, earth pressure). A simple installation and the joint geometry predefined by the rail guarantee an easy application.

All components of the Power Duo System are optimally coordinated; it consists of two different high, profiled and galvanised channels. Both channels are equipped with plastic recess formers and galvanised steel wire loops each with a distance of 250mm. During concreting the plastic recess formers are filled and in combination with the profiled channel and the wire loops, the system enables an excellent load bearing capacity. The two rails are installed flush with the surface on the opposite side of each particular concrete unit.

After demoulding, the plastic cover is removed and the loops are folded down easily to the position needs. Due to the possibility to install wall elements directly between columns already positioned (e.g. with skeleton construction), the outcome of this is a significant reduction of time. Finally, the joints are filled with a Thixo mortar or Grouting mortar to generate a force transmitting and form fit connection.



Picture 2b Flat rail (Ref.-No. 84PDS200905)

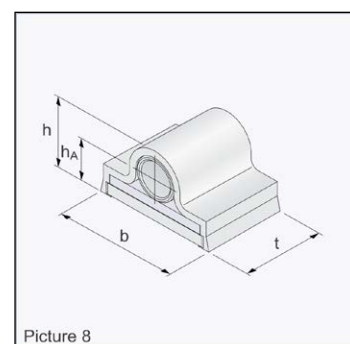


Picture 2a

Product Code	Dimensions (mm)										Weight per rail (kg)
	B <sub>1</sub>	B <sub>2</sub>	B <sub>3</sub>	H	L	L <sub>1</sub>	S <sub>L</sub>	e	f	a	
<b>84PDS700905</b>	50	80	70	70	1250	190	90	107	143	250	1.99
<b>84PDS200905</b>	50	60	50	20	1250	190	90	107	143	250	1.34

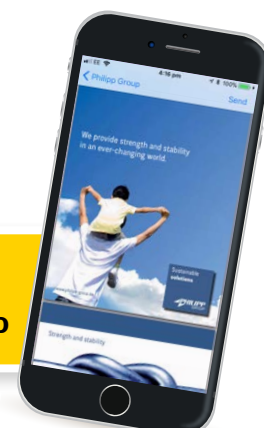
## POCKET BEARER SYSTEMS

- noise reduction system with certified structural standard of LGA Würzburg
- several stair designs possible because different threaded anchors were already covered by the certified structural standard
- proofed mounting distances up to 80 mm
- better noise reduction than required in German standard DIN 4109 Part 2
- complete solution made of stainless steel available



Picture 8

Product Code	Dimensions (mm)				
	B	T	H	H <sub>A</sub>	
<b>67TSEN</b>	132	88	76	45	Bright Zinc Plated
<b>67TSENA</b>	132	88	76	45	Stainless Steel




**Find out More...**

Full details available on our website [www.simplyprecast.co.uk/PhilippApp](http://www.simplyprecast.co.uk/PhilippApp)

## FEMALE COUPLERS



The traditional method of connecting reinforcing steel is to overlap and weld together. The Threaded Coupler System is a simple, efficient and more effective method, which allows for a connection consistent with that of an uninterrupted reinforcement bar. This is achieved because the full tensile strength can be transferred with various loads. The Threaded Couplers are electrogalvanised as standard.




Product Code	Length mm L	Thread Dimensions Metric M	Length mm A	Couplers Dimensions Bar d
<b>SRCF120570</b>	570	M16	25	12
<b>SRCF120800</b>	800	M16	25	12
<b>SRCF160800</b>	800	M20	38	16
<b>SRCF161020</b>	1020	M20	38	16
<b>SRCF161440</b>	1440	M20	38	16
<b>SRCF200700</b>	700	M24	42	20
<b>SRCF201280</b>	1280	M24	42	20
<b>SRCF201800</b>	1800	M24	42	20
<b>SRCF251600</b>	1600	M30	52	25
<b>SRCF252260</b>	2260	M30	52	25
<b>SRCF281790</b>	1790	M36	55	28
<b>SRCF282530</b>	2530	M36	55	28

## MALE COUPLERS

Product Code	Length mm L	Thread Dimensions Metric M	Length mm A	Couplers Dimensions Bar d
<b>SRCM120375</b>	375	16	12	12
<b>SRCM120775</b>	775	16	12	12
<b>SRCM121000</b>	1000	16	12	12
<b>SRCM122000</b>	2000	16	12	12
<b>SRCM160770</b>	770	20	22	16
<b>SRCM161440</b>	1440	20	22	16
<b>SRCM162200</b>	2200	20	22	16
<b>SRCM200995</b>	995	24	28	20
<b>SRCM201500</b>	1500	24	28	20
<b>SRCM202200</b>	2200	24	28	20
<b>SRCM251000</b>	1000	30	35	25
<b>SRCM253000</b>	3000	30	35	25
<b>SRCM281790</b>	1790	36	43	28



*Other sizes are available on request.*



Unit Type Starter Bar	Bar Type Ø mm	Bar Centre mm	Height H mm	Lap Length L mm	Bar Width W mm	Case Width mm	Type mm
<b>A4-8, 5S-T10-200</b>	10	200	170	410	80	85	A4
<b>A4-8, 5S-T12-200</b>	12	200	170	500	100	85	A4
<b>A4-10S-T10-150</b>	10	150	170	410	80	100	A4
<b>A4-10S-T10-200</b>	10	200	170	410	80	100	A4
<b>A4-10S-T12-150</b>	12	150	170	500	100	100	A4
<b>A4-10S-T12-200</b>	12	200	170	500	100	100	A4
<b>A1-12S-T12-150</b>	12	150	170	500	100	120	A1
<b>A1-12S-T12-200</b>	12	200	170	500	100	120	A1
<b>A1-14S-T10-150</b>	10	150	170	410	120	140	A1
<b>A1-14S-T10-200</b>	10	200	170	410	120	140	A1
<b>A1-14S-T12-150</b>	12	150	170	500	120	140	A1
<b>A1-14S-T12-200</b>	12	200	170	500	120	140	A1
<b>A1-16S-T10-150</b>	10	150	170	410	140	160	A1
<b>A1-16S-T10-200</b>	10	200	170	410	140	160	A1
<b>A1-16S-T12-150</b>	12	150	170	500	140	160	A1
<b>A1-16S-T12-200</b>	12	200	170	500	140	160	A1
<b>A1-16D-T16-150</b>	16	150	170	520	140	160	A1
<b>A1-16D-T16-200</b>	16	200	170	600	140	160	A1
<b>A1-19S-T10-150</b>	10	150	170	410	170	190	A1
<b>A1-19S-T10-200</b>	10	200	170	410	170	190	A1
<b>A1-19S-T12-150</b>	12	150	170	500	170	190	A1
<b>A1-19S-T12-200</b>	12	200	170	500	170	190	A1
<b>A1-19D-T16-150</b>	16	150	170	600	170	190	A1
<b>A1-19D-T16-200</b>	16	200	170	600	170	190	A1
<b>A1-24S-T10-150</b>	10	150	170	410	220	240	A1
<b>A1-24S-T10-200</b>	10	200	170	410	220	240	A1
<b>A1-24S-T12-150</b>	12	150	170	500	220	240	A1
<b>A1-24S-T12-200</b>	12	200	170	500	220	240	A1



### Scheduling form

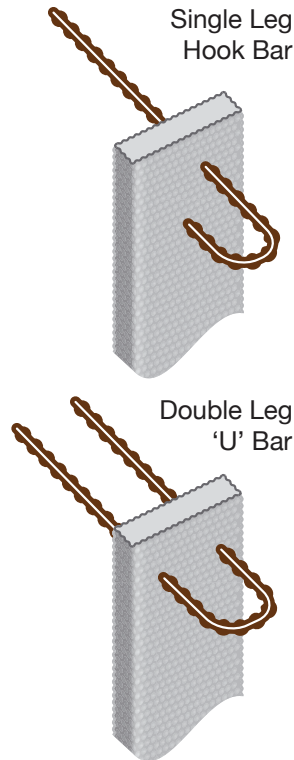
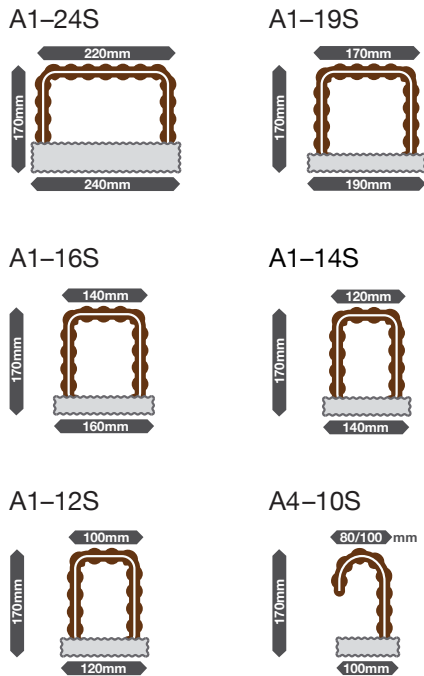
Please find our scheduling form online @ [www.simplyprecast.co.uk](http://www.simplyprecast.co.uk)



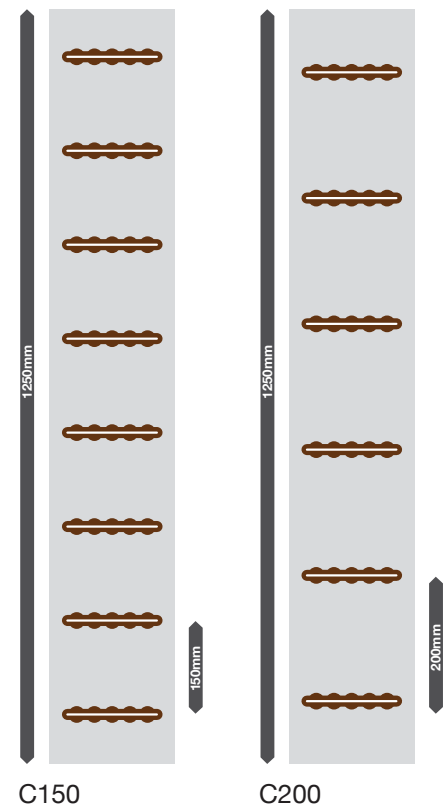
Simply Precast now supply a full range of Starter Bar, a continuity strip that's available off the shelf for delivery to your site within 24 hours.



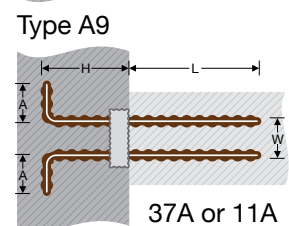
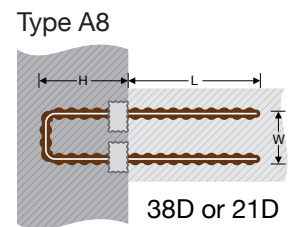
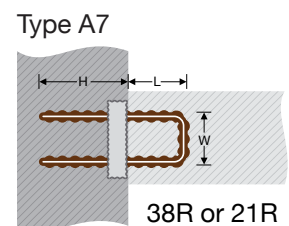
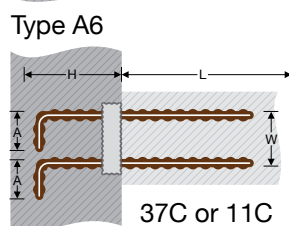
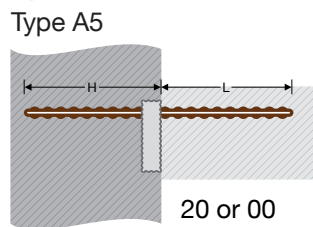
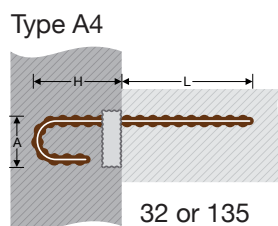
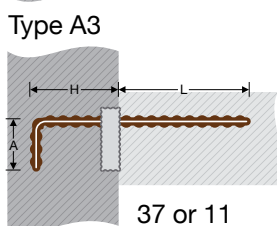
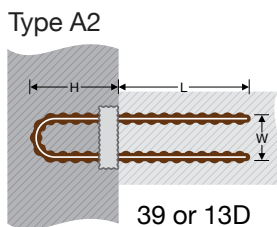
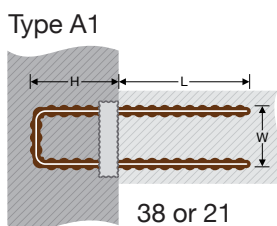
## STANDARD RANGE AND SIZES



## BAR SPACINGS



## BAR SHAPES



## DOVETAIL SLOTS




Cast in Dovetail Slot, available in stainless steel, pre filled with polystyrene (to prevent concrete ingress). Used in conjunction with ties to restrain brickwork.

Product Code	Description	Dimensions mm	Pack Size
<b>SVS29100</b>	100mm dovetail slots Stainless steel	28 x 28	250
<b>SVS29150</b>	150mm dovetail slots Stainless steel	28 x 28	250
<b>SVS293000</b>	3000mm dovetail slots Stainless steel	28 x 28	25



## DOVE TAIL SAFETY TIE

Used in conjunction with the Dovetail Slot to restrain brickwork. Both products also available in galvanised steel.



Product Code	Length mm	Pack Size
<b>SDST75SS</b>	75	250
<b>SDST100SS</b>	100	250
<b>SDST125SS</b>	125	250
<b>SDST150SS</b>	150	250
<b>SDST200SS</b>	200	200
<b>SDST250SS</b>	250	200
<b>SDST275SS</b>	275	200
<b>SDST300SS</b>	300	200

## CONNECTION LOOP BOXES

Connection Loop Boxes are used to connect concrete panels together. The loop is cast into the first concrete unit leaving the outer edge of the box exposed. The bent wire connection is exposed and used to connect to the adjacent panel.




Product Code	Loop length mm	Box Length mm
<b>SCB80P</b>	80	160
<b>SCB100P</b>	100	160
<b>SCB120P</b>	120	160
<b>SCB140P</b>	140	160

Cast in Channel comes in two basic types, Hot Rolled which are used for dynamic loads such as elevator shafts and Cold Formed which covers most other types of fixings.

## CAST IN CHANNEL



### COLD FORMED CHANNEL 28/15 CAST IN CHANNEL




*\*Other sizes are available on request.*

Product Code	Length (mm)	Number of Studs	Stud Spacing (mm)
SPPR-28/15-100	100	2	75
SPPR-28/15-150	150	2	100
SPPR-28/15-200	200	2	150
SPPR-28/15-250	250	2	200
SPPR-28/15-250-3	250	3	100
SPPR-28/15-300	300	2	250
SPPR-28/15-300-3	300	3	125
SPPR-28/15-350	350	3	150
SPPR-28/15-400	400	3	175
SPPR-28/15-550	550	3	250
SPPR-28/15-1050	1.050	5	250
SPPR-28/15-3050	3.050	13	250
SPPR-28/15-6050	6.050	25	250

Product Code	Length (mm)	Number of Studs	Stud Spacing (mm)
SPPR-38/17-100	100	2	75
SPPR-38/17-150	150	2	100
SPPR-38/17-200	200	2	150
SPPR-38/17-250	250	2	200
SPPR-38/17-250-3	250	3	100
SPPR-38/17-300	300	2	250
SPPR-38/17-300-3	300	3	125
SPPR-38/17-350	350	3	150
SPPR-38/17-400	400	3	175
SPPR-38/17-550	550	3	250
SPPR-38/17-1050	1.050	5	250
SPPR-38/17-3050	3.050	13	250
SPPR-38/17-6050	6.050	25	250

### 38/17 CAST IN CHANNEL




*\*Other sizes are available on request.*



### Find out More...


Full technical details available at [www.simplyprecast.co.uk](http://www.simplyprecast.co.uk) or contact us on 0800 678 5178

**41/22 CAST IN CHANNEL**



*\*Other sizes are available on request.*

Product Code	Length (mm)	Number of Studs	Stud Spacing (mm)
SPPR-41/22-150	150	2	100
SPPR-41/22-200	200	2	150
SPPR-41/22-250	250	2	200
SPPR-41/22-250-3	250	3	100
SPPR-41/22-300	300	2	250
SPPR-41/22-300-3	300	3	125
SPPR-41/22-350	350	3	150
SPPR-41/22-400	400	3	175
SPPR-41/22-550	550	3	250
SPPR-41/22-1050	1.050	5	250
SPPR-41/22-3050	3.050	13	250
SPPR-41/22-6050	6.050	25	250

Product Code	Length (mm)	Number of Studs	Stud Spacing (mm)
SPPR-54/33-150	150	2	100
SPPR-54/33-200	200	2	150
SPPR-54/335-250	250	2	200
SPPR-54/33-250-3	250	3	100
SPPR-54/33-300	300	2	250
SPPR-54/33-300-3	300	3	125
SPPR-54/33-350	350	3	150
SPPR-54/33-400	400	3	175
SPPR-54/33-550	550	3	250
SPPR-54/33-1050	1.050	5	250
SPPR-54/33-3050	3.050	13	250
SPPR-54/33-6050	6.050	25	250

**54/33 CAST IN CHANNEL**



*\*Other sizes are available on request.*

**72/49 CAST IN CHANNEL**


*\*Other sizes are available on request.*

Product Code	Length (mm)	Number of Studs	Stud Spacing (mm)
SPPR-72/49-150	150	2	100
SPPR-72/49-200	200	2	150
SPPR-72/49-250	250	2	200
SPPR-72/49-250-3	250	3	100
SPPR-72/49-300	300	2	250
SPPR-72/49-300-3	300	3	125
SPPR-72/49-350	350	3	150
SPPR-72/49-400	400	3	175
SPPR-72/49-550	550	3	250
SPPR-72/49-1050	1.050	5	250
SPPR-72/49-3050	3.050	13	250
SPPR-72/49-6070	6.070	25	250




**HOT ROLLED CHANNEL  
40/22 CAST IN CHANNEL**



*\*Other sizes are available on request.*

Product Code	Length (mm)	Number of Studs	Stud Spacing (mm)
SPPR-H-40/22-150	150	2	100
SPPR-H-40/22-200	200	2	150
SPPR-H-40/22-250	250	2	200
SPPR-H-40/22-250-3	250	3	100
SPPR-H-40/22-300	300	2	250
SPPR-H-40/22-300-3	300	3	125
SPPR-H-40/22-350	350	3	150
SPPR-H-40/22-400	400	3	175
SPPR-H-40/22-550	550	3	250
SPPR-H-40/22-1050	1.050	5	250
SPPR-H-40/22-3050	3.050	13	250
SPPR-H-40/22-6050	6.050	25	250

Product Code	Length (mm)	Number of Studs	Stud Spacing (mm)
SPPR-H-50/30-150	150	2	100
SPPR-H-50/30-200	200	2	150
SPPR-H-50/30-250	250	2	200
SPPR-H-50/30-250-3	250	3	100
SPPR-H-50/30-300	300	2	250
SPPR-H-50/30-300-3	300	3	125
SPPR-H-50/30-350	350	3	150
SPPR-H-50/30-400	400	3	175
SPPR-H-50/30-550	550	3	250
SPPR-H-50/30-1050	1.050	5	250
SPPR-H-50/30-3050	3.050	13	250
SPPR-H-50/30-6050	6.050	25	250

**50/30 CAST IN CHANNEL**


*\*Other sizes are available on request.*

**52/34 CAST IN CHANNEL**


*\*Other sizes are available on request.*

Product Code	Length (mm)	Number of Studs	Stud Spacing (mm)
SPPR-H-52/34-150	150	2	200
SPPR-H-52/34-200	200	2	150
SPPR-H-52/34-250	250	2	200
SPPR-H-52/34-250-3	250	3	100
SPPR-H-52/34-300	300	2	250
SPPR-H-52/34-300-3	300	3	125
SPPR-H-52/34-350	350	3	150
SPPR-H-52/34-400	400	3	175
SPPR-H-52/34-550	550	3	250
SPPR-H-52/34-1050	1.050	5	250
SPPR-H-52/34-3050	3.050	13	250
SPPR-H-52/34-6050	6.050	25	250


**Find out More...**

Full range of T-Bolts available at [www.simplyprecast.co.uk](http://www.simplyprecast.co.uk) or contact us on **0800 678 5178**

A large rectangular area filled with a fine grid of light blue lines, intended for writing notes or technical drawings.

## Contents

Progress Group Introduction	28
Stationary Production	29-30
Carrousel Plants	31
Reinforcement & Rebar Machinery	32

# PRECAST PLANT AND MACHINERY





## LEADING TECHNOLOGY SUPPLIER TO THE PRECAST INDUSTRY

# PROGRESS GROUP



PROGRESS GROUP provides complete solutions for the precast and rebar industry. The machines and plants are designed for the production of precast walls and floors, hollow core slabs, constructive and pre-stressed precast elements as well as wire reinforcement.

PROGRESS GROUP consists of the 5 mechanical engineering companies EBAWE Anlagentechnik, Progress Maschinen & Automation, Tecnocom, Echo Precast Engineering, UltraSpan Technologies as well as the precast concrete producer PROGRESS and the software developer Progress Software Development.

Thanks to the complementary product portfolios and the valuable synergies PROGRESS GROUP acts as a full-range supplier, providing "all from one source".





## STATIONARY PRODUCTION

# tecnocom

### CONCRETE IN FORM



### Tilting Tables

Tilting tables are used for the manufacture of reinforced concrete elements. The surface of the steel plate is ultra flat grinded and guarantees a high-quality concrete surface. The use of lateral shuttering produces elements in various shapes, sizes and thicknesses including slots for doors and windows.

The freshly poured concrete is compacted by a row of high frequency vibrators. The tilting tables can be equipped with various types of heating systems to accelerate the curing of the concrete. The tilting table can be inclined to around 75% to ensure safe removal of the concrete elements.

### Battery Moulds

Battery moulds can be supplied as single battery moulds with a single row of pouring bays or as double battery moulds with rows of pouring bays arranged to the right and left of the fixed central section. The steel plate is ultra flat and guarantees high-quality elements with smooth surfaces on both sides. The plant is equipped with a row of vibrators for compacting the freshly poured concrete.



### Find out More...

Full details available at [www.simplyprecast.co.uk](http://www.simplyprecast.co.uk) or contact us on **0800 678 5178** for your Tecnomcom Catalogue.

## STATIONARY PRODUCTION

# tecnocom

CONCRETE IN FORM




### 3D Moulds

Three-dimensional moulds offer a large variety of solutions with different degrees of automation. They are just as suitable for the manufacture of wall elements as for roof or floor elements. The shutter core is either conical in shape or equipped for hydraulic or mechanical reduction of its internal volume. They are frequently used for prefabricated bathrooms, lift shafts, electricity sub-stations, water tanks, complete blocks of rooms and garages. All the moulds can be supplied with concrete vibrators and a heating system to accelerate the curing of the concrete.

### Staircases and Landings

Depending on planning requirements, the moulds for the production of staircases and landings can be supplied as single moulds and/or double battery moulds for fixed standard staircases, or as flexible moulds for variable staircase sizes and shapes.

They can be equipped with a heating system to accelerate the curing of the concrete and be adapted to suit the size of both stair landings, the number and size of the steps (riser and tread) and the width of the staircase.



**Find out More...**

Full details available at [www.simplyprecast.co.uk](http://www.simplyprecast.co.uk) or contact us on **0800 678 5178** for your Tecnomcom Catalogue.



## CARROUSEL PLANTS



A very high production output of solid walls and floors, double walls and lattice girder floors is achieved by carrousel systems. The level of automation can be adapted to the production requirements. Work is done at pre-determined stations and production planning optimised by using the ebos® control system. This guarantees high quality, together with low labour requirements.

### Shuttering and Deshuttering Robot

The process starts with a storage robot, which removes the shutter from storage and passes it to the shuttering robot. Guided by CAD specifications, this positions the shutter on the pallet and activates the magnets.

At the end of the production process the pallet is scanned, the shutter released, removed and delivered to the cleaning system. When the shutter has been returned to the store by the storage robot the cycle is complete.



#### Find out More...

Full details available at [www.simplyprecast.co.uk](http://www.simplyprecast.co.uk) or contact us on **0800 678 5178** for your Ebawe Catalogue.

## REINFORCEMENT AND REBAR MACHINERY

***progress***

**Maschinen & Automation**



### Mesh Welding Plants

The M-System product family makes its mark through accuracy, flexibility and just-in-time production of custom-made bespoke mesh from coil. Thanks to the machine's modular design the customers' individual requirements can be met. In addition, the low power consumption values achieved by the progress inverter welding process and production without cutting waste and without complicated re-cutting of the mesh result in efficiency and cost-effectiveness.

### Automatic Stirrup Benders

The EBA S line automatic stirrup benders are robust, compact and high-performance. A fast system for wire changeover, an automatic changeover from double to single strand processing and automatic roller adjustment ensure high productivity, while the robust bending system ensures precision.

A 3D bending system is also available for the production of three-dimensional stirrups. If the EBA S is combined with a run-off, straight bars with or without bends can be produced.



**Find out More...**

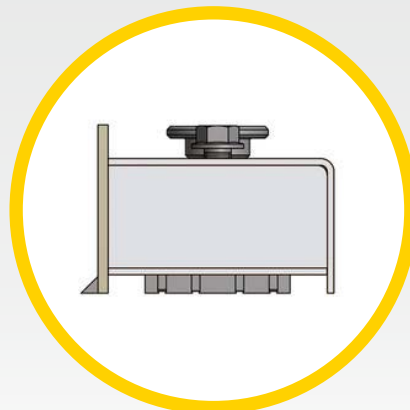
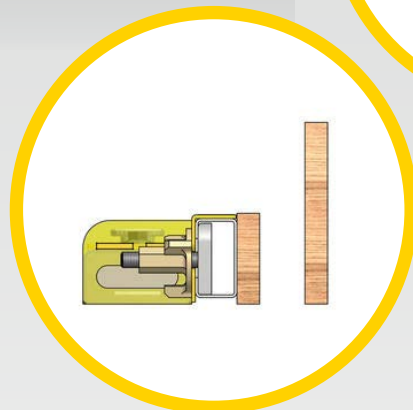
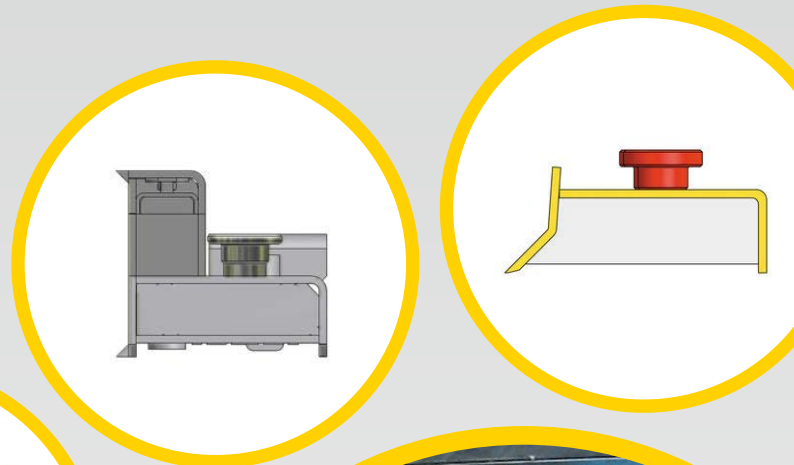
Full details available at [www.simplyprecast.co.uk](http://www.simplyprecast.co.uk) or contact us on **0800 678 5178** for your Progress Catalogue.



## Contents

Shuttering Magnets	34
Accessories for the Pro Box Magnets	35
The PSV System	36
MHS, Modular Wood Shuttering System	37
SAS-MF Module Flex Shuttering System	38
SAS-Tower & RT U60 PRO	39

# MAGNETS AND SHUTTERING SYSTEMS



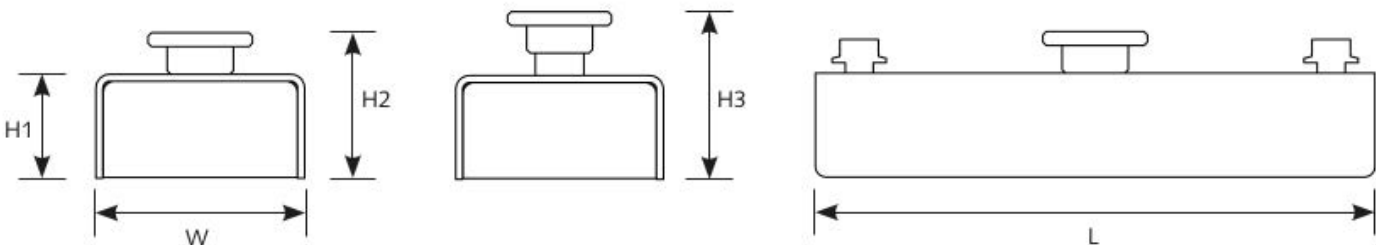
# SHUTTERING MAGNETS



RATEC shuttering magnets offer an ideal range of applications perfectly suited to all kinds of formwork construction, both for wood and steel shuttering. All RATEC precision magnets have extraordinarily high adhesive power in comparison to their weight. The proven RATEC Automatic System to activate and deactivate the magnet allows unlimited options at the push of a button.

These magnets can be used as standalone boxes or incorporated into a holistic system which can expand and be adapted to future needs.

## SPB STANDARD PRO MAGNETS



Product Code	Adhesive Force (kg)	Length	Width	Height 1	Height 2	Height 3
SPB0450	450	170	60	40	69	79
SPB0900	900	280	60	40	69	79
SPB1350	1350	360	90	60	84	94
SPB1800	1800	320	120	60	84	94
SPB2100	2100	320	120	60	84	94



Find out More...
Full details available at [www.simplyprecast.co.uk](http://www.simplyprecast.co.uk) or contact us on **0800 678 5178** for your Ratec Catalogue.

## ACCESSORIES FOR THE PRO BOX MAGNETS

	Image	SPB450	SPB900	SPB1350	SPB1800	SPB2100
Angle Adapter		✓				
Lifting Tool		✓	✓	✓	✓	✓
Surpressing Device for Plywood			✓			
Angle Adapter Plain			✓	✓	✓	✓
Angle Adapter for Plywood			✓	✓	✓	✓
Angle Adapter with Ribs for Plywood			✓			
Suppressing Device			✓			
Angle Adapter (Dywidag Steel)			✓	✓	✓	✓
Double Wall Adapter						✓

Many more adapters are available on request.

# 1. The PSV System



On top of the basic magnets, Ratec provide 5 shuttering systems which are adaptable to the production of any precast element. The most versatile shuttering system in the market.

The multi-functional shuttering system that perfectly complements SAS and MHS.

For: transverse or longitudinal shuttering, window and door recesses

PSV is an adapter system utilizing our SPB Standard PRO Box magnets (SPB). Can be any length or height, making it the perfect complement to SAS and MHS systems for things like windows or door recesses. Its intuitive design makes it easy to handle manually and is simple and quick to set up. The method of assembling the wood forms to the shuttering saves up to 60% in plywood consumption. The system is easier to handle by hand. It is fast, easy and secure.

## Main Benefits

- Useable for all lengths and heights.
- Easy positioning by fixing and loosening via push of a button.
- PSV C- profile as carrier for shuttering materials (plywood, flake board or alkus multilayer plate).
- It isn't necessary to seal the visible surface, because screwing happens from the backside.
- Concreting from one or both sides is possible.
- Adaptable to any length and height to cast things like windows or door openings in your elements.
- System can be handled manually.



**Find out More...**

Full details available at [www.simplyprecast.co.uk](http://www.simplyprecast.co.uk) or contact us on **0800 678 5178** for your Ratec Catalogue.



## 2. MHS, Modular Wood Shuttering System



MHS, modular wood shuttering system for solid elements (walls, slabs, small columns and beams) is produced in lengths from 2000 mm up to 8000 mm and is variable for heights from 100 mm up to 400 mm.

Due to shorter set up time it is possible to change the height via manual handling in less than 10 minutes.

MHS offers a maximum of flexibility due to the combination of steel base and plywood.

RATEC automatic system guarantees a fast, secure and efficient positioning of shuttering.

Integrated high force Ratec 2100kg magnets.

### Main Benefits

- Integrated super magnet.
- Easy positioning and demoulding of the formwork.
- Adjustments are quick and easy (about 10 minutes).
- Edge lengths from 2000m to 8000m.
- Base width 160mm.
- Stairless height adjustable from 100m to 300m for solid elements and up to 400mm for sandwich panels.
- Chamfered and bespoke edges available.
- Maximum flexibility.



### Find out More...

Full details available at [www.simplyprecast.co.uk](http://www.simplyprecast.co.uk) or contact us on **0800 678 5178** for your Ratec Catalogue.

## 3. SAS-MF Module Flex Shuttering System



SAS-MF Module Flex shuttering system for solid walls and solid slabs is produced in lengths from 320 mm up to 8000 mm and variable for heights from 100 mm up to 400 mm.

Various shuttering materials (wood, alkus, plane steel, tongue and groove, shear key, steel, wire rope loop) can be connected to the SAS-MF and makes it suitable for the most diverse requirements now and in the future.

A combination of a steel base and a steel profile with or without shear key guarantees maximum flexibility.

The steel base is prepared to carry steel rope loop and wire rope loop inside the grouting groove.

By using the RATEC crane magnet beam it is possible to reduce set-up time.

RATEC automatic system guarantees an easy, fast and efficient positioning of the shuttering.

RATEC magnetic components with an adhesive force of 2100 kg are used.

### Main Benefits

- Integrated high-performance magnet.
- Shuttering length: 320 mm up to 8000 mm.
- Basic width: 100 mm up to 200 mm.
- Completely adjustable to several heights: 100 mm up to 400 mm.
- Sharp edged or chamfered.
- Easy positioning.
- Easy loosening and fixing of the shuttering.
- Less set up time.
- Easy crane handling.
- Fixation of inserts on the wood shuttering is possible.
- Usable for SCC and normal concrete.



**Find out More...**

Full details available at [www.simplyprecast.co.uk](http://www.simplyprecast.co.uk) or contact us on **0800 678 5178** for your Ratec Catalogue.

## 4. SAS-TOWER



### Shuttering system for solid elements which can be modular

The SAS-TOWER shuttering system for production of solid walls, solid slabs and also sandwich walls are available with length from 320 mm up to 3980 mm. Heights are variable from 100 mm up to 300 mm. The SAS-Tower is adaptable to the future requirements of your concrete factory, due to variable height adjustment and shuttering profiles (plane steel, tongue and groove, shear key or grouting joint) which can be adjusted every time. By using the RATEC crane beam it is possible to reduce setting up time by 30%.

The RATEC automatic system allows a simple, fast and efficient positioning of shuttering. RATEC magnet components with an adhesive load of 2100 kg are used.

SAS-TOWER : Modular, Precise, Clean and Fast.

## 5. RT U60 PRO



### The fastest shuttering system for moulding and demoulding

RT U60 PRO shuttering is equipped with the RATEC Automatic System that can be activated with the push of a button after positioning on the casting bed by using a foot or robot. RT U60 PRO can be configured in many lengths and heights, with or without chamfer or draft, etc.

Telescopic extensions complement our program.



**Find out More...**

Full details available at [www.simplyprecast.co.uk](http://www.simplyprecast.co.uk) or contact us on **0800 678 5178** for your Ratec Catalogue.

A large rectangular area filled with a light blue grid pattern, typical of graph paper, intended for taking notes.



## Contents

Plastic Circles	42
Plastic 'A' Spacers	43
Plastic Chair	44
Precast Plastic Spacers	45-48

# PLASTIC COVER SPACERS





Plastic has been found to be one of the most versatile of all building materials. In precast technology it has a major role to play in the maintenance of cover in precast units. It is mandatory to maintain a specific distance between the reinforcement and the slab face. The variety of precast units has led to a vast array of plastic solutions each with characteristics which makes them adapt to specific applications.

## SMALL STANDARD PLASTIC CIRCLES FOR 4-12mm BAR

Sometimes called Wheels or Spider Wheels, these spacers are the most common in the industry due to their ability to be used on both vertical and horizontal applications. The design of the spacer allows it to be used with a wide selection of bars and the design allows for maximum concrete flow.



Also available in white

Product Code	Description	Pack Size	Pallet Qty
<b>SSPC10</b>	10mm cover for bar sizes 4-8mm	5000	100000
<b>SSPC15</b>	15mm cover for bar sizes 4-10mm	5000	100000
<b>SSPC20</b>	20mm cover for bar sizes 4-12mm	1000	75000
<b>SSPC25</b>	25mm cover for bar sizes 4-12mm	500	60000
<b>SSPC30</b>	30mm cover for bar sizes 4-12mm	500	30000
<b>SSPC35</b>	35mm cover for bar sizes 4-12mm	500	30000
<b>SSPC40</b>	40mm cover for bar sizes 8-12mm	250	13000
<b>SSPC50</b>	50mm cover for bar sizes 8-12mm	250	10000

## LARGE STANDARD PLASTIC CIRCLES FOR 12-20mm BAR

Larger version of the standard plastic circle designed for use with larger sized bars.

Product Code	Description	Pack Size	Pallet Qty
<b>SLSPC2520</b>	25mm cover for bar sizes 12-20mm	500	35000
<b>SLSPC3020</b>	30mm cover for bar sizes 12-20mm	500	20000
<b>SLSPC3520</b>	35mm cover for bar sizes 12-20mm	500	18000
<b>SLSPC4020</b>	40mm cover for bar sizes 12-20mm	250	14000
<b>SLSPC5020</b>	50mm cover for bar sizes 12-20mm	250	7500
<b>SLSPC6020</b>	60mm cover for bar sizes 12-20mm	100	6000
<b>SLSPC7520</b>	75mm cover for bar sizes 12-20mm	100	4500



## HEAVY DUTY PLASTIC CIRCLES

A heavy duty, low density version of the standard plastic circle.



Product Code	Description	Pack Size	Pallet Qty
<b>SHDPC25</b>	25mm cover for bar sizes 6-12mm	1500	30000
<b>SHDPC30</b>	30mm cover for bar sizes 13-20mm	1000	16000
<b>SHDPC40</b>	40mm cover for bar sizes 13-20mm	500	10000
<b>SHDPC45</b>	45mm cover for bar sizes 13-20mm	400	8000
<b>SHDPC50</b>	50mm cover for bar sizes 13-20mm	300	6000

## UNIVERSAL 'A' SPACERS

A white 'A' Spacer which combines a robust structure with a tapered design allowing minimum contact with the surface. The spacer can clamp to rebar up to 25mm in diameter and is ideally suited to precast walling and architectural cladding. Once again the design is such as to maximize concrete flow.

Product Code	Description	Pack Size	Pallet Qty
<b>SAU15</b>	15mm cover for 4-24mm bar	1000	30000
<b>SAU20</b>	20mm cover for 4-24mm bar	1000	30000
<b>SAU25</b>	25mm cover for 4-24mm bar	1000	20000
<b>SAU30</b>	30mm cover for 4-24mm bar	1000	20000
<b>SAU35</b>	35mm cover for 4-24mm bar	750	15000
<b>SAU40</b>	40mm cover for 4-24mm bar	500	10000
<b>SAU50</b>	50mm cover for 4-24mm bar	500	10000
<b>SAU60</b>	60mm cover for 4-24mm bar	250	6250
<b>SAU70</b>	70mm cover for 4-24mm bar	250	6250
<b>SAU80</b>	80mm cover for 4-24mm bar	250	5000



*Other sizes available on request*

## STANDARD 'A' SPACERS

Also called Plastic Chairs, these spacers although also suitable for vertical applications are more suited to horizontal use. The spacer is designed to give the specific cover while providing good concrete flow properties.



*Other sizes available on request*

Product Code	Description	Pack Size	Pallet Qty
<b>SSAS15</b>	15mm cover for 8-16mm bar	2000	40000
<b>SSAS20</b>	20mm cover for 8-16mm bar	1000	40000
<b>SSAS25</b>	25mm cover for 8-16mm bar	1000	40000
<b>SSAS30</b>	30mm cover for 8-16mm bar	1000	40000
<b>SSAS35</b>	35mm cover for 8-16mm bar	500	30000
<b>SSAS40</b>	40mm cover for 8-16mm bar	500	30000
<b>SSAS50</b>	50mm cover for 8-16mm bar	500	30000

## HEAVY DUTY 'A' SPACERS

A more robust form of the 'A' Spacer, it can be used on more heavy duty applications as well as being able to clamp rebar up to 25mm in diameter. It can be used on both horizontal and vertical applications.

Product Code	Description	Pack Size	Pallet Qty
<b>SHDPA25</b>	25mm cover for 8-25mm bar	500	25000
<b>SHDPA30</b>	30mm cover for 8-25mm bar	500	25000
<b>SHDPA35</b>	35mm cover for 8-25mm bar	500	25000
<b>SHDPA40</b>	40mm cover for 8-25mm bar	500	25000
<b>SHDPA45</b>	45mm cover for 8-25mm bar	500	25000
<b>SHDPA50</b>	50mm cover for 8-25mm bar	500	25000
<b>SHDPA65</b>	65mm cover for 8-25mm bar	500	15000
<b>SHDPA100</b>	100mm cover for 8-25mm bar	250	7500



*Other sizes available on request*

## STANDARD PLASTIC CHAIR

Sometimes called Tric Trac, Plastic Chair is commonly used as a mesh support in a wide range of precast products. Very economical in wide area applications and designed to improve concrete flow characteristics. All sizes in two metre lengths.

Product Code	Description	Pack Size	Pallet Qty
<b>SPCHS15</b>	15mm cover x 2m	100m	6400
<b>SPCHS20</b>	20mm cover x 2m	100m	6400
<b>SPCHS25</b>	25mm cover x 2m	100m	4200
<b>SPCHS30</b>	30mm cover x 2m	100m	3600
<b>SPCHS35</b>	35mm cover x 2m	100m	2520
<b>SPCHS40</b>	40mm cover x 2m	100m	2520
<b>SPCHS50</b>	50mm cover x 2m	100m	1440
<b>SPCHS60</b>	60mm cover x 2m	100m	840



## ZIG ZAG PLASTIC CHAIR

Similar to Standard Plastic Chair in terms of application but its design ensures minimal contact with the concrete surface. Specifically designed for precast applications, it also offers improved concrete flow characteristics. All sizes in two metre lengths.



Product Code	Description	Pack Size	Pallet Qty
<b>SPCHZS15</b>	15mm cover x 2m	100m	5000
<b>SPCHZS20</b>	20mm cover x 2m	100m	5000
<b>SPCHZS25</b>	25mm cover x 2m	100m	5000
<b>SPCHZS30</b>	30mm cover x 2m	100m	5000
<b>SPCHZS35</b>	35mm cover x 2m	100m	3200
<b>SPCHZS40</b>	40mm cover x 2m	100m	3200
<b>SPCHZS45</b>	45mm cover x 2m	100m	3200
<b>SPCHZS50</b>	50mm cover x 2m	100m	3280
<b>SPCHZS55</b>	55mm cover x 2m	100m	3280
<b>SPCHZS60</b>	60mm cover x 2m	100m	3280

## PLASTIC CHAIR WITH POINTED LEGS AND MOULDED UPRIGHTS

High quality Plastic Chair with tapered legs to reduce contact with the surface. Ideal for high quality architectural work.

Product Code	Description	Pack Size	Pallet Qty
<b>SPCHU15</b>	15mm cover x 2m	100m	4500
<b>SPCHU20</b>	20mm cover x 2m	100m	4500
<b>SPCHU25</b>	25mm cover x 2m	100m	3750
<b>SPCHU30</b>	30mm cover x 2m	100m	3000
<b>SPCHU35</b>	35mm cover x 2m	100m	3000
<b>SPCHU40</b>	40mm cover x 2m	100m	2250
<b>SPCHU45</b>	45mm cover x 2m	100m	2250
<b>SPCHU50</b>	50mm cover x 2m	100m	1875



## PLASTIC CHAIR WITH POINTED LEGS AND NO UPRIGHTS

High quality Plastic Chair with tapered legs without uprights.



Product Code	Description	Pack Size	Pallet Qty
<b>SPCHNU15</b>	15mm cover x 2m	100m	4500
<b>SPCHNU20</b>	20mm cover x 2m	100m	4500
<b>SPCHNU25</b>	25mm cover x 2m	100m	3750
<b>SPCHNU30</b>	30mm cover x 2m	100m	3000
<b>SPCHNU35</b>	35mm cover x 2m	100m	3000
<b>SPCHNU40</b>	40mm cover x 2m	100m	2250
<b>SPCHNU45</b>	45mm cover x 2m	100m	2250
<b>SPCHNU50</b>	50mm cover x 2m	100m	2250

## SPIDER WHEELS

A range of general purpose spacers offering multi-directional cover for 10-25mm accommodating bars in the range of 4-12mm in diameter.

Product Code	Description	Pack Size	Pallet Qty
<b>SSW1046</b>	10mm cover for 4-6mm bar	5000	100000
<b>SSW1548</b>	15mm cover for 4-8mm bar	5000	100000
<b>SSW20610</b>	20mm cover for 6-10mm bar	3000	50000
<b>SSW25610</b>	25mm cover for 6-10mm bar	2500	37500
<b>SSW25812</b>	25mm cover for 8-12mm bar	2500	37500



## END CAPS

A slip-on spacer which is attached to the rebar end to offer a variety of covers. A wide range of production applications including panel and pipe production.



Product Code	Description	Pack Size
<b>SEC2048</b>	20mm cover 4-8mm bar	1000
<b>SEC20916</b>	20mm cover 9-16mm bar	500
<b>SEC2548</b>	25mm cover 4-8mm bar	1000
<b>SEC25916</b>	25mm cover 9-16mm bar	500
<b>SEC3048</b>	30mm cover 4-8mm bar	1000
<b>SEC30916</b>	30mm cover 9-16mm bar	500
<b>SEC40916</b>	40mm cover 9-16mm bar	250



## RING SPACERS


These are heavy duty mesh support spacers used for horizontal applications. The rings have tapered legs which ensure minimal contact with the formwork. Their design allows for quick and easy placement.

Product Code	Description	Pack Size	Pallet Qty
<b>SHDRS25</b>	25mm cover	80	2100
<b>SHDRS30</b>	30mm cover	80	2100
<b>SHDRS40</b>	40mm cover	80	1500
<b>SHDRS50</b>	50mm cover	80	1500



## MULTI RING SPACERS

These multi rings offer large area support combined with minimal contact with the formwork. Rings are detachable with diameters ranging from 14 to 32cm.



Product Code	Description	Pack Size	Pallet Qty
<b>SPMRS15</b>	15mm cover x 6	125 Sets	12000
<b>SPMRS20</b>	20mm cover x 6	100 Sets	12000
<b>SPMRS25</b>	25mm cover x 6	90 Sets	12000
<b>SPMRS30</b>	30mm cover x 6	80 Sets	12000
<b>SPMRS35</b>	35mm cover x 6	80 Sets	9000
<b>SPMRS40</b>	40mm cover x 6	70 Sets	7500

## TOWER SPACERS

The Tower Spacer is a highly stable plastic spacer with four legs to prevent the spacer from overturning. The spacer also comes with tapered legs which ensure minimal contact with the concrete surface. The wide clamping area allows for use with rebar ranging from 6 to 20mm in diameter.

Product Code	Description	Pack Size	Pallet Qty
<b>STS20620</b>	20mm cover 6-20mm bar	80	36000
<b>STS25620</b>	25mm cover 6-20mm bar	80	27000
<b>STS30620</b>	30mm cover 6-20mm bar	80	27000
<b>STS35620</b>	35mm cover 6-20mm bar	80	18000
<b>STS40620</b>	40mm cover 6-20mm bar	80	18000
<b>STS50620</b>	50mm cover 6-20mm bar	80	10000



## FLAT BASE SPACERS

Ideal for the production of large concrete slabs, each spacer offers a double cover and its design ensures a stable support. Its design also allows for maximum concrete flow and has a clip on clamping action.



Product Code	Description	Pack Size	Pallet Qty
<b>SMS2530</b>	25/30mm cover for 6-12mm bar	250	12500
<b>SMS4050</b>	40/50mm cover for 6-12mm bar	250	13000
<b>SMS6575</b>	65/75mm cover for 6-12mm bar	250	10000
<b>SMS90100</b>	90/100mm cover for 6-12mm bar	250	12000

## Speedies®

Speedies® Vault with Spikes, is a new uniquely designed PVC free spacer for hard surfaces, with small pointed Y feet which ensure minimal contact with the concrete surface. Added spikes on the top of the Speedies® Vault with Spikes ensure minimal movement when mesh is applied.



Product Code	Description	Pack Size	Pallet Size
<b>SPSH20</b>	20mm cover with spikes	50	1750
<b>SPSH25</b>	25mm cover with spikes	50	1750
<b>SPSH30</b>	30mm cover with spikes	50	1750
<b>SPSH35</b>	35mm cover with spikes	50	1750
<b>SPSH40</b>	40mm cover with spikes	50	1750
<b>SPSH50</b>	50mm cover with spikes	50	1750

## Speedies® Drop Stick



Product Code	Description	Pack Size
<b>SPDS</b>	speedies drop stick	1

## SPIRAL CHAIR

Another mesh spacer which, by its unique design, offers the desired cover between sheets of mesh. It is quick and easy to place and there is no danger of flipping over as there is with other alternatives.

Product Code	Description	Pack Size	Pallet Qty
<b>SSC15</b>	15mm cover x 2.5m	100m	7000
<b>SSC20</b>	20mm cover x 2.5m	100m	7000
<b>SSC25</b>	25mm cover x 2.5m	100m	3500
<b>SSC30</b>	30mm cover x 2.5m	100m	3500



## RECTANGULAR PLASTIC SPACERS

Ideal for lightweight concrete production where good concrete flow is important, the pointed legs minimise contact with the formwork making them suitable in any panels with an exposed face.




Product Code	Concrete Cover (mm)	Dimensions	Pack Size	Pallet Qty
<b>SRPS15</b>	15	95 x 200	120	8640
<b>SRPS20</b>	20	95 x 200	120	8640
<b>SRPS25</b>	25	95 x 200	120	8640
<b>SRPS30</b>	30	95 x 200	120	8640
<b>SRPS35</b>	35	95 x 200	120	8640
<b>SRPS40</b>	40	95 x 200	120	8640
<b>SRPS45</b>	45	95 x 200	120	8640
<b>SRPS50</b>	50	95 x 200	120	8640

## RECTANGULAR PLASTIC SPACERS WITH CLIPS

Ideal for lightweight concrete production where good concrete flow is important, the pointed legs minimise contact with the formwork making them suitable in any panels with an exposed face. The clip facilitates vertical reinforcement.

Product Code	Concrete Cover (mm)	Dimensions	Pack Size	Pallet Qty
<b>SRPSC15</b>	15	95 x 200	100	7200
<b>SRPSC20</b>	20	95 x 200	100	7200
<b>SRPSC25</b>	25	95 x 200	100	7200
<b>SRPSC30</b>	30	95 x 200	100	7200
<b>SRPSC35</b>	35	95 x 200	100	7200
<b>SRPSC40</b>	40	95 x 200	100	7200
<b>SRPSC45</b>	45	95 x 200	100	7200
<b>SRPSC50</b>	50	95 x 200	100	7200



## DOUBLE RECTANGULAR PLASTIC SPACERS

Ideal for lightweight concrete production where good concrete flow is important, the pointed legs minimise contact with the formwork making them suitable in any panels with an exposed face.




Product Code	Concrete Cover (mm)	Dimensions	Pack Size	Pallet Qty
<b>SRPSD15</b>	15	200 x 200	90	4320
<b>SRPSD20</b>	20	200 x 200	90	4320
<b>SRPSD25</b>	25	200 x 200	90	4320
<b>SRPSD30</b>	30	200 x 200	90	4320
<b>SRPSD35</b>	35	200 x 200	90	4320
<b>SRPSD40</b>	40	200 x 200	90	4320
<b>SRPSD45</b>	45	200 x 200	90	4320
<b>SRPSD50</b>	50	200 x 200	90	4320

## DOUBLE RECTANGULAR PLASTIC SPACERS WITH CLIPS

Ideal for lightweight concrete production where good concrete flow is important, the pointed legs minimise contact with the formwork making them suitable in any panels with an exposed face.

Product Code	Concrete Cover (mm)	Dimensions	Pack Size	Pallet Qty
<b>SRPSDC15</b>	15	200 x 200	75	3600
<b>SRPSDC20</b>	20	200 x 200	75	3600
<b>SRPSDC25</b>	25	200 x 200	75	3600
<b>SRPSDC30</b>	30	200 x 200	75	3600
<b>SRPSDC35</b>	35	200 x 200	75	3600
<b>SRPSDC40</b>	40	200 x 200	75	3600
<b>SRPSDC45</b>	45	200 x 200	75	3600
<b>SRPSDC50</b>	50	200 x 200	75	3600



## Contents

Standard Concrete Spacers	50
Concrete Spacers With Plastic Clip	51-52
Concrete Bars	53

# CONCRETE COVER SPACERS





Heavy duty, fibre reinforced, extruded concrete spacers have an optimum compatibility with the concrete. They offer both strength and durability to match your precast application. The properties of the concrete spacers offer numerous advantages including high compressive strength, excellent bonding properties as well as meeting the requirements of BS7973 and the concrete Best Practice Guide produced by the European Concrete Societies Network.

## SINGLE COVER

Single Cover Concrete Spacers offer a single cover on one side only.



Product Code	Concrete Cover (mm)	Pack Size	Pallet Qty
<b>SSCS20</b>	20	1000	40000
<b>SSCS25</b>	25	500	20000
<b>SSCS30</b>	30	250	20000
<b>SSCS35</b>	35	250	15000
<b>SSCS40</b>	40	250	10000
<b>SSCS50</b>	50	250	10000
<b>SSCS60</b>	60	200	8000
<b>SSCS75</b>	75	125	5000

## DOUBLE COVER

Offer two separate covers on different sides of the spacer.

Product Code	Concrete Cover (mm)	Pack Size	Pallet Qty
<b>SDCS2530</b>	25-30	500	25000
<b>SDCS3040</b>	30-40	250	15000
<b>SDCS4050</b>	40-50	200	10000
<b>SDCS6075</b>	60-75	50	2500



## TRIPLE COVER

Offer three different covers on three different sides of the spacer.



Product Code	Concrete Cover (mm)	Pack Size	Pallet Qty
<b>STC202530</b>	20-25-30	500	30000
<b>STC354050</b>	35-40-50	200	10000
<b>STC455560</b>	45-55-60	125	5000

## 3 POINT SUPPORT WITH TWIN PLASTIC CLIP

These specialist precast spacers incorporate a twin plastic clip for easy but secure clamping to the rebar and a concrete spacer which is designed for minimum contact on the formwork.



Product Code	Concrete Cover (mm)	Clip Colour	Pack Size	Pallet Qty
SCSPCS20	20	Red	468	23400
SCSPCS25	25	Blue	360	18000
SCSPCS30	30	Green	288	14400
SCSPCS35	35	Yellow	216	10800
SCSPCS40	40	Black	180	9000
SCSPCS45	45	Grey	144	7200
SCSPCS50	50	White	144	7200
SCSPCS55	55	Red	108	5400

## 4 POINT SUPPORT WITH TWIN PLASTIC CLIP

These specialist precast spacers incorporate a twin plastic clip for easy but secure clamping to the rebar and a concrete spacer which is designed for minimum contact on the formwork.

Product Code	Concrete Cover (mm)	Length (m)	Pallet Qty
SCSPCF25	25	300	18000
SCSPCF30	30	250	13750
SCSPCF35	35	250	11250
SCSPCF40	40	250	1000
SCSPCF45	45	200	8000
SCSPCF50	50	150	6000



## FLAT BASE SUPPORT WITH PLASTIC CLIP

These specialist precast spacers incorporate a twin plastic clip for easy but secure clamping to the rebar and a concrete spacer which is designed for minimum contact on the formwork.



Product Code	Concrete Cover (mm)	Clip Colour	Pack Size	Pallet Qty
SCSPCFL20	20	Red	300	23400
SCSPCFL25	25	Blue	300	18000
SCSPCFL30	30	Green	250	14400
SCSPCFL35	35	Yellow	250	10800
SCSPCFL40	40	Black	250	9000
SCSPCFL45	45	Grey	250	7200
SCSPCFL50	50	White	200	7200
SCSPCFL55	55	Red	108	5400

## ROUND SUPPORT WITH TWIN PLASTIC CLIP

These specialist precast spacers incorporate a twin plastic clip for easy but secure clamping to the rebar and a concrete spacer which is designed for minimum contact on the formwork.

Product Code	Concrete Cover (mm)	Clip Colour	Pack Size	Pallet Qty
SCSPCR20	20	Red	300	23400
SCSPCR25	25	Blue	300	18000
SCSPCR30	30	Green	250	14400
SCSPCR35	35	Yellow	250	10800
SCSPCR40	40	Black	250	9000
SCSPCR45	45	Grey	300	7200
SCSPCR50	50	White	200	7200
SCSPCR55	55	Red	108	5400



## 3 POINT SUPPORT WITH TWIN PLASTIC CLIP 16+

These specialist precast spacers incorporate our 16+ twin plastic clip for easy installation on rebar diameter 16mm–25mm. The three small feet make the spacer extremely stable on all surfaces; they also ensure that they are nearly invisible.



Product Code	Concrete Cover (mm)	Pack Size	Pallet Qty
SCSPCS201625	20	468	23400
SCSPCS251625	25	360	18000
SCSPCS301625	30	288	14400
SCSPCS351625	35	216	10800
SCSPCS401625	40	180	9000
SCSPCS451625	45	144	7200
SCSPCS501625	50	144	7200
SCSPCS551625	55	108	5400

## ROUND SUPPORT WITH TWIN PLASTIC CLIP 16+

These specialist precast spacers incorporate our 16+ twin plastic clip for easy installation on rebar diameter 16mm–25mm. The spacer is designed for Self-Compacting Concrete (SCC). As the SCC is poured, the spacer lifts up through its unique trumpet shape with a round point on the formwork side. A thin layer of cement water can then flow under the spacer so it is completely covered.

Product Code	Concrete Cover (mm)	Pack Size	Pallet Qty
SCSPCR201625	20	300	23400
SCSPCR251625	25	300	18000
SCSPCR301625	30	250	14400
SCSPCR351625	35	250	10800
SCSPCR401625	40	250	9000
SCSPCR451625	45	300	7200
SCSPCR501625	50	200	7200
SCSPCR551625	55	108	5400



## PIN ANCHOR VOID PLUG

The pin anchor void plug is the fast and efficient way to fill in the void left by the pin anchor lifting point. The plugs are installed using rapid setting grout and can be colour matched to your specifications.



Product Code	Description
<b>SCVC13T</b>	1.3T Pin Anchor Void Plug
<b>SCVC25T</b>	2.5T Pin Anchor Void Plug
<b>SCVC50T</b>	5.0T Pin Anchor Void Plug
<b>SCVC10T</b>	10.0T Pin Anchor Void Plug



### TOP TIP!

Place the spacers in a bucket of water before using. Wet spacers improve concrete bonding.

We are now offering colour matched concrete spacers which are ideal for architectural precast. Please consult us early on in your project and send your concrete mix design or details of pigments used.

## SQUARE BAR

Extruded fibre square concrete bar spacers offers a wide range of concrete covers. They have consistent high compressive strength as well as excellent chemical and physical resistance. These bars are ideally suited as cover for bottom mesh reinforcement in horizontal applications.



Product Code	Concrete Cover (mm)	Length (m)	Pallet Qty
<b>SCBS20</b>	20	1	1200
<b>SCBS25</b>	25	1	900
<b>SCBS30</b>	30	1	500
<b>SCBS40</b>	40	1	400
<b>SCBS45</b>	45	1	300
<b>SCBS50</b>	50	1	250
<b>SCBS55</b>	55	1	150
<b>SCBS60</b>	60	1	150
<b>SCBS75</b>	75	1	100

## RECTANGULAR BAR

Extruded fibre rectangular concrete bar spacers offers a wide range of concrete covers. They have consistent high compressive strength as well as excellent chemical and physical resistance. These bars are ideally suited as cover for bottom mesh reinforcement in horizontal applications.

Product Code	Concrete Cover (mm)	Length (m)	Pallet Qty
<b>SCBR1520</b>	15/20	1	1000
<b>SCBR2030</b>	20/30	1	900
<b>SCBR3040</b>	30/40	1	500
<b>SCBR4050</b>	40/50	1	250
<b>SCBR5060</b>	50/60	1	175
<b>SCBR6070</b>	60/70	1	150
<b>SCBR7080</b>	70/80	1	90
<b>SCBR90100</b>	90/100	1	60





A large rectangular area filled with a fine grid of blue lines, typical of graph paper, intended for taking notes.

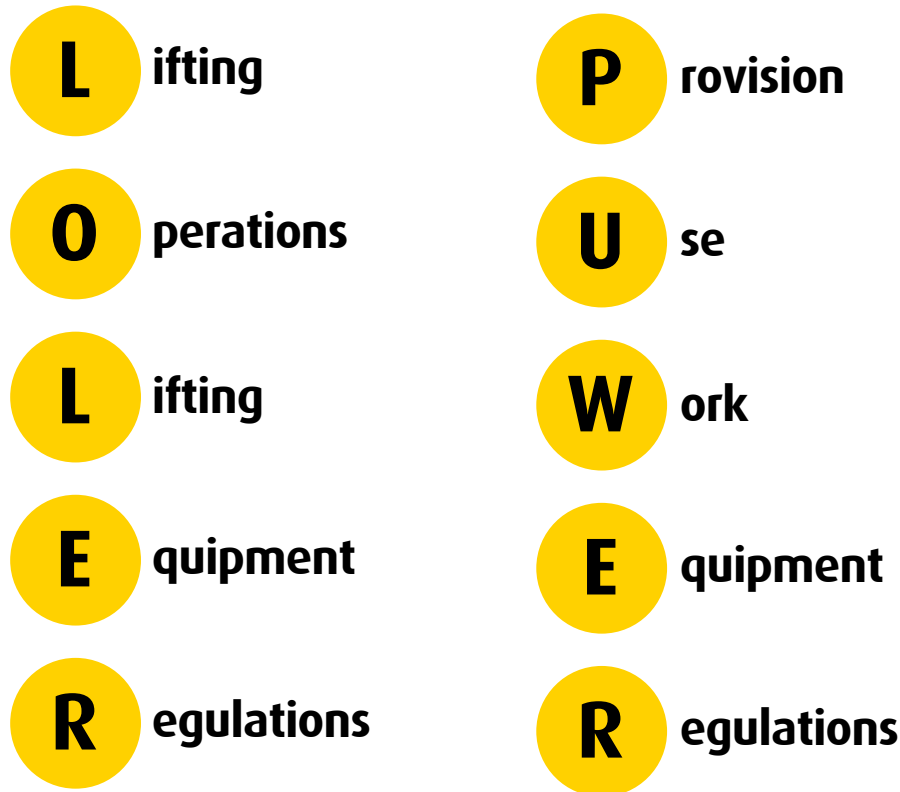
## Contents

LOLER and PUWER Engineering Inspection Service	56
Threaded Lifting Devices	57
Cast in Loops	58
Lifting Sockets	59-61
Fixing Sockets	62-63
Solid Rod Sockets	64
Sockets Accessories	64-66
Spread Anchor System	67-69
Spread Anchor Accessories	70-71
Pin Anchor System	72-75
Pin Anchor Accessories	76-78

# LIFTING AND FIXING SYSTEMS



## LOLER and PUWER Engineering Inspection Service



### Lifting Operations and Lifting Equipment Regulations (LOLER)

Undertaking LOLER testing is an essential Component for your organisation's safety compliance program and the safety of your staff and others.

Simply Precast Consultants will ensure all of your LOLER examinations happen efficiently, on schedule and with minimal disruption to your business.

All LOLER engineering inspections / thorough examinations, will be undertaken in accordance with the LOLER regulations by fully trained and competent examiners.

### Definition of Lifting Equipment under LOLER

A device or mechanism, such as a crane, winch, pulley block, gin wheel or chain block, which does work in lifting or lowering the load or provides a means of movement, or the supporting structure and anchoring devices for such a mechanism, e.g. runway, gantry etc, which may also permit a suspended load to be moved in the horizontal direction.

### Definition of Lifting Accessory under LOLER

Any device such as a sling, shackle, eyebolt, clamp, spreader beam etc. used to connect the load to a lifting appliance but which does not itself form part of the load or the appliance.



### Find out More...

Call **0800 678 5178** or email **[technical@simplyprecast.co.uk](mailto:technical@simplyprecast.co.uk)** for your free consultation.

## LIFTING LOOPS



Suitable for use with either M or Rd Sockets. Not recommended for lifts over 45°. See table for details. All loops and eyes are CE marked and come with a valid test certificate. All loops should be replaced when the wire becomes frayed or damaged.



Product Code	Thread	SWL (kg)
<b>SSLL12</b>	M/Rd12	500
<b>SSLL16</b>	M/Rd16	1200
<b>SSLL20</b>	M/Rd20	2000
<b>SSLL24</b>	M/Rd24	2500
<b>SSLL30</b>	M/Rd30	4000
<b>SSLL36</b>	Rd36	6300
<b>SSLL42</b>	Rd42	8000
<b>SSLL52</b>	Rd52	12500

Angle	22.5°	30°	45°
Angle Reduction in Safe Working Load	10%	20%	30%

## COMBINATION LIFTING LOOPS

A hybrid of the lifting loop and the lifting eye, these are used where lifts over 45° are required. Combines the economy of the loop with the increased flexibility of the eye.

Product Code	Thread	SWL (kg)
<b>SSCLL12</b>	M/Rd12	500
<b>SSCLL16</b>	M/Rd16	1200
<b>SSCLL20</b>	M/Rd20	2000
<b>SSCLL24</b>	M/Rd24	2500
<b>SSCLL30</b>	M/Rd30	4000
<b>SSCLL36</b>	Rd36	6300
<b>SSCLL42</b>	Rd42	8000
<b>SSCLL52</b>	Rd52	12500



## LIFTING EYES

These are an alternative to lifting loops and are used where lifts of over 45° are required. They are also especially useful in precast yards where high volumes of movements occur. This is because they are very robust by comparison with lifting loops.



Product Code	Thread	SWL (kg)
<b>SSLE12</b>	M/Rd12	500
<b>SSLE16</b>	M/Rd16	1200
<b>SSLE20</b>	M/Rd20	2000
<b>SSLE24</b>	M/Rd24	2500
<b>SSLE30</b>	M/Rd30	4000
<b>SSLE36</b>	Rd36	6300
<b>SSLE42</b>	Rd42	8000
<b>SSLE52</b>	Rd52	12500



## CAST IN LOOPS



These cost effective loops are used to lift concrete units where the connecting side is hidden after installation. They are for once only use and need additional reinforcement.




*Other sizes available on request*

Product Code	H (mm)	SWL (kg)
SCIL00800	200	800
SCIL01200	220	1200
SCIL01600	235	1600
SCIL02000	255	2000
SCIL02500	280	2500
SCIL04000	330	4000
SCIL06300	385	6300
SCIL08000	430	8000
SCIL37000	470	10000

## POLYPROPYLENE LOOPS

Economical lifting loops which are used for the lifting of lightweight concrete units. They are for once only use and should be used with additional reinforcement.


Product Code	H (mm)	SWL (kg)
SPL00150	200	150
SPL00250	220	250
SPL00360	235	360
SPL00500	255	500
SPL00875	280	875
SPL01000	330	1000



*Other sizes available on request*

## ANGLED LIFTING LOOPS

Designed for the transportation of precast units. One time use only.



Product Code	SWL (kg)	H (mm)	Leg (l)	d (mm)
SALL16150	1600	150	330	8
SALL25150	2500	150	330	10
SALL25180	2500	180	350	10
SALL40160	4000	160	380	12
SALL40230	4000	230	380	12
SALL52230	5200	230	380	14
SALL80230	8000	230	600	18

## FLAT END LIFTING SOCKETS

A cost effective lifting socket with a crimped end and offering a metric thread. They are available in sizes up to M30 and are available in 303 grade stainless steel as well as the standard zinc plated. Always use with additional reinforcement.




Product Code	Thread (m)	L (mm)	H (mm)	SWL (kg)	Pack Size
<b>SSLF1050</b>	10	50	10.3	350	250
<b>SSLF1260</b>	12	60	10.3	500	200
<b>SSLF1680</b>	16	80	13.3	1200	100
<b>SSLF2095</b>	20	95	15.3	2000	50
<b>SSLF24100</b>	24	100	17.3	2500	50
<b>SSLF30135</b>	30	135	19.5	4000	20

## TUBULAR LIFTING SOCKETS


Popular Rd lifting socket available in sizes up to Rd52. Available in both zinc plated and high grade stainless steel. Always use with additional reinforcement.

Product Code	Thread (Rd)	L (mm)	H (mm)	SWL (kg)	Pack Size
<b>SST1240</b>	12	40	8	500	200
<b>SST1655</b>	16	55	13	1200	100
<b>SST2067</b>	20	67	15	2000	100
<b>SST2477</b>	24	77	18	2500	50
<b>SST30105</b>	30	105	22	4000	50
<b>SST36125</b>	36	125	27	6300	20
<b>SST42125</b>	42	145	32	8000	10
<b>SST52195</b>	52	195	40	12500	5



## FLAT PLATE LIFTING SOCKETS

These lifting sockets are ideally suited for use in thin concrete elements. They are available in both zinc plated and stainless steel and should always be used with additional reinforcement.



Product Code	Thread (Rd)	L (mm)	AxB (mm)	SWL (kg)	Pack Size
<b>SSLP1230</b>	12	30	25 x 35	500	200
<b>SSLP1635</b>	16	35	25 x 50	1200	100
<b>SSLP2047</b>	20	47	60 x 60	2000	100
<b>SSLP2454</b>	24	54	60 x 80	2500	50
<b>SSLP3072</b>	30	72	80 x 100	4000	50
<b>SSLP3684</b>	36	84	100 x 130	6300	20
<b>SSLP4298</b>	42	98	130 x 130	8000	10
<b>SSLP52117</b>	52	177	130 x 150	12500	1

## Straight Tailed Lifting Sockets

Designed for lifting very thin precast concrete panels, the loads are distributed evenly along its length because of the long ribbed anchorage reinforcement the straight tail provides, eliminating condensed loads within the concrete during lifts.

Product Code	Thread (Rd)	L (mm)	SWL (Kg)	Pack Size
SPSTA12190	12	190	500	250
SPSTA14230	14	230	800	200
SPSTA16250	16	250	1200	100
SPSTA18300	18	300	1600	100
SPSTA20350	20	350	2000	50
SPSTA24400	24	400	2500	50
SPSTA30500	30	500	4000	1
SPSTA30900	30	900	4000	1
SPSTA36650	36	650	6300	1
SPSTA36900	36	900	6300	1
SPSTA42800	42	800	8000	1
SPSTA52900	52	900	12500	1



## RIPPED FOOT ANCHOR

Ripped foot anchor system is specifically designed for use for precast units varying in size, such as beams and columns, thin flat slabs and fencing panels.



Product Code	Thread (Rd)	Length (mm)	Load (Kg)
SPRFA12100	12	100	500
SPRFA12174	12	174	500
SPRFA16150	16	150	1200
SPRFA16195	16	195	1200
SPRFA20190	20	190	2000
SPRFA20235	20	235	2000
SPRFA24210	24	210	2500
SPRFA24260	24	260	2500
SPRFA30270	30	270	4000
SPRFA30390	30	390	4000
SPRFA36330	36	330	6300
SPRFA36440	36	440	6300
SPRFA42450	42	450	8000
SPRFA42770	42	770	8000
SPRFA52730	52	730	12500

## CROWN FOOT ANCHOR



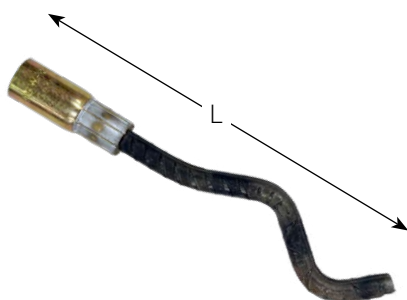
Ideal for lifting thin concrete panels, and in most cases without the need for additional reinforcement. Available in standard zinc plated, and on request in stainless steel.

Product Code	Thread (Rd)	L (mm)	SWL (Kg)	Pack Size
<b>SCFS1260</b>	12	60	500	200
<b>SCFS1680</b>	16	80	1200	100
<b>SCFS20100</b>	20	100	2000	100
<b>SCFS24115</b>	24	115	2500	50
<b>SCFS30150</b>	30	150	4000	20



## LONG WAVY TAILED SOCKETS

For use in lifting a wide range of concrete units, without the need for further reinforcement. Available in stainless steel on request.




Product Code	Thread (Rd)	Length	SWL (Kg)	Pack Size
<b>SSLW12137</b>	12	137	500	200
<b>SSLW16216</b>	16	216	1200	50
<b>SSLW20257</b>	20	257	2000	25
<b>SSLW24360</b>	24	360	2500	25
<b>SSLW30450</b>	30	450	4000	1
<b>SSLW36570</b>	36	570	6300	1
<b>SSLW42620</b>	42	620	8000	1
<b>SSLW52880</b>	52	880	12500	1

## SHORT WAVY TAILED SOCKETS

For use in lifting a wide range of concrete units, without the need for further reinforcement. Available in stainless steel also.

Product Code	Thread (Rd)	Length	SWL (Kg)	Pack Size
<b>SSSW12108</b>	12	108	500	200
<b>SSSW16167</b>	16	167	1200	50
<b>SSSW20187</b>	20	187	2000	25
<b>SSSW24240</b>	24	240	2500	25
<b>SSSW30300</b>	30	300	4000	1
<b>SSSW36380</b>	36	380	6300	1
<b>SSSW42450</b>	42	450	8000	1





## BOLT SOCKET



For use in fixing a wide range of concrete units, the attached bolt transfers the forces without the need for further reinforcement. Available with a stainless steel socket on request.




Product Code	Thread (Rd)	L (mm)	SWL (Kg)	Pack Size
<b>SSBS12100</b>	12	100	500	200
<b>SSBS12150</b>	12	150	500	100
<b>SSBS16140</b>	16	140	1200	50
<b>SSBS16220</b>	16	220	1200	50
<b>SSBS20180</b>	20	180	2000	25
<b>SSBS20270</b>	20	270	2000	25
<b>SSBS24200</b>	24	200	2500	20
<b>SSBS24320</b>	24	320	2500	20
<b>SSBS30240</b>	30	240	4000	10
<b>SSBS30380</b>	30	380	4000	10
<b>SSBS36300</b>	36	300	6300	each
<b>SSBS36420</b>	36	420	6300	each
<b>SSBS42300</b>	42	300	8000	each
<b>SSBS42460</b>	42	460	8000	each

## FLAT END FIXING SOCKETS

Used to attach fixings to precast units. These sockets require additional reinforcement and are available in stainless steel on request.

Product Code	Thread (M)	L (mm)	H (mm)	SWL (Kg)	Pack Size
<b>SFSFE08050</b>	8	50	8.2	250	500
<b>SFSFE10050</b>	10	50	9.2	350	500
<b>SFSFE12060</b>	12	60	10.2	500	200
<b>SFSFE12070</b>	12	70	10.2	600	200
<b>SFSFE16080</b>	16	80	12.2	850	100
<b>SFSFE16100</b>	16	100	12.2	1000	100
<b>SFSFE16120</b>	16	120	12.2	1200	100
<b>SFSFE20100</b>	20	100	14.2	1300	50
<b>SFSFE20120</b>	20	120	14.2	1400	50
<b>SFSFE24120</b>	24	120	14.2	1800	50



## PANEL CLEAT FIXING BRACKET

Panel Cleat Fixing Brackets are used to connect pre-stressed wall panels to the steel framework. The brackets are clipped to the steelwork using bolts fixed into the cast in socket. Hot-dip galvanised to give greater corrosion protection.




*Custom panel cleat fixing brackets made to order.*

Product Code	L (mm)	W (mm)	D (mm)	Surface Finish
<b>SPCB16</b>	160	70	16	Hot-dip galvanised
<b>SPCB18</b>	160	70	18	Hot-dip galvanised

## FLAT END FIXING SOCKETS WITH CROSSPIN

These sockets facilitate fixing to units where additional reinforcement is not required. These are best suited to lightweight applications. Available in stainless steel on request.



Product Code	Thread (M)	L (mm)	P (mm)	SWL (Kg)	Pack Size
SFCP1050	10	50	12 x 70	350	200
SFCP1260	12	60	12 x 70	500	100
SFCP1680	16	80	12 x 100	850	50
SFCP20100	20	100	14 x 120	1300	25
SFCP24120	24	120	14 x 120	1800	12

## ANGLED FIXING SOCKET

These sockets facilitate fixing to concrete units where additional reinforcement is not required. They are suitable in thin concrete units and are available in stainless steel on request.

Product Code	Thread (M)	L (mm)	A (mm)	SWL (Kg)	Pack Size
SSFA1245	12	45	25	400	200
SSFA1270	12	70	30	400	100
SSFA1660	16	60	60	800	100
SSFA2070	20	70	70	1250	50
SSFA2480	24	80	80	1450	25



## SOLID ROD SOCKETS

### SOLID ROD SOCKETS WITH CROSSPIN

A heavy duty fixing socket which can be used without additional reinforcement. They are also available in stainless steel.




Product Code	Thread (M)	L (mm)	SWL (Kg)	Pack Size
SSSCP1042	10	42	400	200
SSSCP1250	12	50	560	100
SSSCP1275	12	75	560	100
SSSCP1675	16	75	1100	75
SSSCP2075	20	75	1700	50
SSSCP24100	24	100	2400	20
SSSCP30125	30	125	3800	10

## SOLID ROD SOCKETS



Can be used for lifting and fixing concrete units. Whether used for lifting or fixing, additional reinforcement is required. These sockets are used in heavy duty applications and are available in stainless steel on request.

Product Code	Thread (M)	L (mm)	H (mm)	SWL (Kg)	Pack Size
SSS1042	10	42	9	400	200
SSS1250	12	50	11	560	100
SSS1275	12	75	11	560	100
SSS1675	16	75	11	1100	50
SSS2075	20	75	14	1700	50
SSS24100	24	100	18	2400	20
SSS30125	30	125	18	3800	10



## SOCKET ACCESSORIES

### COLOUR CODED NAILING PLATES

Used to attach sockets to wooden formwork, the nailing plate is nailed to the formwork and the socket is then simply screwed onto the thread, each size is colour coded for ease of identification.



*Other sizes available on request*

Product Code	Thread Size	Diameter	Depth	Pack Size
SCNP08	8	40	10	100
SCNP10	10	40	10	100
SCNP12	12	40	10	100
SCNP16	16	55	10	100
SCNP20	20	55	10	100
SCNP24	24	55	10	100
SCNP30	30	70	10	100
SCNP36	36	70	12	100
SCNP42	42	96	12	100
SCNP52	52	96	12	50

### LARGE COLOUR CODED NAILING PLATES

A larger version of the Colour Coded Nailing Plates, these nailing plates are specifically designed for use with swivel eyes.

Product Code	Thread Size	Diameter	Depth	Pack Size
SCNP16L	16	55	10	100
SCNP20L	20	60	10	100
SCNP24L	24	80	10	50
SCNP30L	30	80	10	50
SCNP36L	36	90	10	50
SCNP42L	42	100	12	50
SCNP52L	52	100	12	50



*Other sizes available on request*

## MAGNETIC NAILING PLATES

For use in steel moulds, these magnetic nailing plates are reusable and applied through magnetic adhesion to the mould.

Product Code	Thread Size	Diameter	Depth	Pack Size
SSMNP12	12	55	10	1
SSMNP16	16	55	10	1
SSMNP20	20	55	10	1
SSMNP24	24	55	10	1
SSMNP30	30	70	10	1
SSMNP36	36	70	12	1
SSMNP42	42	115	15	1
SSMNP52	52	135	15	1



## SNAP OFF FIXING PLUGS

Used to attach sockets to wooden formwork. The plugs are inserted into a predrilled hole in the formwork and then the sockets are attached via the exposed thread.



Product Code	Ex Thread (mm)	Drill Hole (mm)	Pack Size
SSFP12	12	11	100
SSFP16	16	17	100
SSFP20	20	17	100
SSFP24	24	17	100

## RUBBER MARKING DISK

The BGW fixing pin is screwed onto the lifting anchor and the marking disk can be fixed by gluing, screwing or nailing through the hole in the screw-pin to timber formworks or magnetically to steel formworks. After removing the BGW-holding plate from the hardened concrete, the data of the anchor is visible.



*Also available in steel and magnetic*


Product Code	M/Rd	Ø	Height (mm)	Pack Size
SMD12	12	50.5	10	1
SMD14	14	55.5	10	1
SMD16	16	59.2	10	1
SMD18	18	62.5	10	1
SMD20	20	73.5	10	1
SMD24	24	78.2	12	1
SMD30	30	94.2	12	1
SMD36	36	105.2	12	1
SMD42	42	115.3	15	1
SMD52	52	135.3	15	1



## FIXING SCREW PIN FOR RUBBER MARKING DISK



Product Code	M/Rd	Ø	Height (mm)	Pack Size
SMDP12	12	23.5	8	1
SMDP14	14	26.5	8	1
SMDP16	16	30.5	8	1
SMDP18	18	33.5	8	1
SMDP20	20	37.0	8	1
SMDP24	24	41.0	9.5	1
SMDP30	30	50.0	9.5	1
SMDP36	36	59.0	9.5	1
SMDP42	42	67.0	12	1
SMDP52	52	81.0	12	1



## INTERNAL SEALING CAPS

Similar to the external sealing cap, these caps protect the socket from contamination by concrete or other foreign matter.



Product Code	Ex Thread (M)	Pack Size
SISC06	6	5000
SISC08	8	5000
SISC10	10	3500
SISC12	12	4500
SISC16	16	4500
SISC20	20	2500
SISC24	24	500
SISC30	30	500
SISC36	36	500

## DATA CLIP

The marking ring with clip is used for marking the installed anchor as well as to fix additional reinforcement to the right position of the threaded insert. Due to the colour-coded marking, a quick and correct classification of the corresponding lifting device is ensured.



Ref No.	Type (RD/M)	OD (mm)	od (mm)	B (mm)	h (mm)	Colour code	Pack Size
<b>For bright zinc plated transport anchors</b>							
SPDC12P	12	26	13	34	10	Pastel Orange	100
SPDC14P	14	30	15	38	10	Pure White	100
SPDC16P	16	31	17	45	10	Flame Red	100
SPDC18P	18	35	19	48	10	Light Pink	100
SPDC20P	20	37	21	55	10	Pastel Green	100
SPDC24P	24	41	25	63	10	Jet Black	100
SPDC30P	30	52	31	72	10	Emerald Green	100
SPDC36P	36	57	37	84	10	Light Blue	100
SPDC42P	42	64	43	95	13	Silver Grey	100
SPDC52P	52	80	53	117	13	Surfer Yellow	100

## STANDARD SPREAD ANCHOR

Heavy duty lifting anchors which are used in conjunction with a recess former and ring clutch to facilitate the lifting of precast units. The forces are spread through the tail of the anchor and there is a second hole for extra reinforcement if needed.

Product Code	Load (T)	Axial Load (T)	L (mm)	Pack Size
SSA007110	2.5	0.7	110	200
SSA014110		1.4	110	200
SSA014160		1.4	160	100
SSA020130		2.0	130	100
SSA020160		2.0	160	50
SSA020210		2.0	210	50
SSA020250		2.0	250	25
SSA025120		2.5	120	50
SSA025150		2.5	150	50
SSA025200		2.5	200	50
SSA025250		2.5	250	25
SSA030160	5.0	3.0	160	25
SSA030200		3.0	200	20
SSA030280		3.0	280	20
SSA040180		4.0	180	25
SSA040240		4.0	240	25
SSA040320		4.0	320	20
SSA050180		5.0	180	25
SSA050240		5.0	240	25
SSA050400		5.0	400	20
SSA075260		7.5	260	1
SSA075300	10.0	7.5	300	1
SSA075420		7.5	420	1
SSA100300		10.0	300	1
SSA100370		10.0	370	1
SSA100520	26.0	10.0	520	1
SSA140370		14.0	370	1
SSA140460		14.0	460	1
SSA220500		22.0	500	1
SSA220620		22.0	620	1



## ERECTION ANCHORS

These anchors are specifically designed for the turning of precast units, they have extra holes to attach the necessary additional reinforcement.



Product Code	Load (T)	Axial Load (T)	L (mm)	Pack Size
SEA014200	2.5	1.4	200	200
SEA025230		2.5	230	50
SEA050290	5.0	5.0	290	25
SEA100390	10.0	10.0	390	10
SEA170500	26.0	17.0	500	1
SEA220500		22.0	500	1

## ONE SIDED ERECTION ANCHORS



As with the Erection Anchor above, used to transfer precast units from the horizontal to the vertical. However, can only be loaded on one side.



Product Code	Load (T)	L (mm)	Pack Size
SEAOS0014	1.4	200	50
SEAOS0025	2.5	230	25
SEAOS0050	5.0	290	25
SEAOS0075	7.5	320	1
SEAOS0100	10.0	390	1
SEAOS0170	17.0	500	1
SEAOS0260	26.0	500	1

## PLATE SPREAD ANCHORS

These are specifically designed for use in thin flat concrete units and must always be used with additional reinforcement.

Product Code	Load (T)	Axial Load (T)	L (mm)	Pack Size
SPSA014050	2.5	1.4	50	50
SPSA025080		2.5	80	50
SPSA050120	5.0	5.0	120	25
SPSA100160	10.0	10.0	160	10



*Used in Shallow Panels, always use with reinforcement*

## UNIVERSAL SPREAD ANCHORS

Light duty anchor available only in 1.25t capacity. They are suitable for smaller precast units and must always be used with additional reinforcement.



Product Code	Load (T)	L (mm)	Finish	Pack Size
SAU125100	1.25	100	Plain	100
SAU125125	1.25	125	Plain	100
SAU125125G	1.25	125	Galvanised	100
SAU125125S	1.25	125	Stainless	100

## TRANSPORT ANCHORS



Similar to the spread anchor, these anchors are mainly used in thin precast panels and must always be used with secondary reinforcement.




Product Code	Load (T)	Axial Load (T)	L (mm)	Pack Size
SSTA007090	2.5	0.7	090	100
SSTA014090		1.4	090	100
SSTA025090		2.5	090	100
SSTA050120	5.0	5.0	120	25
SSTA075160	10.0	7.5	160	25
SSTA100170		10.0	170	1

## FLAT FOOT ANCHORS


These are specifically designed for use in thin concrete units and must always be used with additional reinforcement.

Product Code	Load (T)	L (mm)	Pack Size
SSFF007060	.7T	60	100
SSFF014060	1.4T	60	100
SSFF025070	2.5T	70	100
SSFF050120	5.0T	120	25
SSFF075170	7.5T	170	25
SSFF100200	10.0T	200	1



## SANDWICH PANEL ANCHORS

For use in sandwich walls, the design allows for the unit to be lifted in a straight position. Always use with additional reinforcement.



Product Code	Load (T)	L (mm)	Material	Pack Size
SSPA025250	2.5	250	Plain	25
SSPA025250G	2.5	250	Galvanised	25
SSPA050300	5.0	300	Plain	20
SSPA050300G	5.0	300	Galvanised	20
SSPA075350	7.5	350	Plain	1
SSPA075350G	7.5	350	Galvanised	1
SSPA100350	10.0	350	Plain	1
SSPA100350G	10.0	350	Galvanised	1
SSPA170400	17.0	400	Plain	1
SSPA170400G	17.0	400	Galvanised	1



## SPREAD ANCHOR RING CLUTCH



Divided into three categories, the ring clutches can be used to lift all types of spread anchor which fall into its specific load category.



Product Code	Load (T)	Pack Size
SSARC025	2.5	1
SSARC050	5.0	1
SSARC100	10.0	1
SSARC260	26.0	1

## SPREAD ANCHOR COMBINATION RING CLUTCH

Hybrid lifting device offers greater flexibility than the traditional clutch.

Product Code	Load (T)	Pack Size
SSARCC013	1.3	1
SSARCC025	2.5	1
SSARCC050	5.0	1
SSARCC100	10.0	1
SSARCC260	26.0	1



## SPREAD ANCHOR RECESS FORMER

These formers are attached to the wooden formwork via a holding plate (see page 71) and the anchor is attached. After demoulding, the former is detached and the anchor is left exposed in the recess created by the former.



Product Code	Load (T)	Pack Size
SSARF0125	1.25	1
SSARF025	2.5	1
SSARF050	5.0	1
SSARF100	10.0	1
SSARF260	26.0	1

## SPREAD ANCHOR MAGNETIC RECESS FORMER




For use with steel formwork, the magnetic recess former holds the anchor securely in position.

Product Code	Load (T)	Pack Size
SPAMRF013	1.3	1
SPAMRF025	2.5	1
SPAMRF050	5.0	1
SPAMRF100	10.0	1



## SPREAD ANCHOR FIXING PLATE

These plates are nailed to the formwork and are then used to hold the rubber former and anchor in place.



Product Code	Load (T)	Pack Size
SSAFP025	2.5T	1
SSAFP050	5.0T	1
SSAFP100	10.0T	1
SSAFP260	26.0T	1

## SPREAD ANCHOR MAGNETIC FIXING PLATE

Allows standard rubber formers to be securely attached to steel formwork.

Product Code	Load (T)	Adhesion (Kp)	Pack Size
SSAMFP025100	2.5	100	1
SSAMFP025180	2.5	180	1
SSAMFP050100	5.0	100	1
SSAMFP050180	5.0	180	1
SSAMFP100100	10.0	100	1
SSAMFP100170	10.0	170	1
SSAMFP260270	26.0	270	1



**STANDARD PIN ANCHOR**


The pin anchor system is another heavy duty system and is an alternative to the spread anchor system. The standard anchor comes in a variety of lengths in each weight category.



Black	Galvanised	Load (T)	L (mm)	Pack Size
SAP0013035	SAP0013035G	1.3	035	400
SAP0013040	SAP0013040G		040	400
SAP0013050	SAP0013050G		050	400
SAP0013055	SAP0013055G		055	400
SAP0013065	SAP0013065G		065	300
SAP0013085	SAP0013085G		085	300
SAP0013120	SAP0013120G		120	200
SAP0025045	SAP0025045G	2.5	045	200
SAP0025055	SAP0025055G		055	200
SAP0025065	SAP0025065G		065	150
SAP0025070	SAP0025070G		070	125
SAP0025085	SAP0025085G		085	200
SAP0025100	SAP0025100G		100	100
SAP0025120	SAP0025120G		120	100
SAP0025140	SAP0025140G		140	100
SAP0025170	SAP0025170G		170	100
SAP0025240	SAP0025240G		240	50
SAP0025280	SAP0025280G		280	50
SAP0050065	SAP0050065G	5.0	065	50
SAP0050075	SAP0050075G		075	50
SAP0050080	SAP0050080G		080	50
SAP0050085	SAP0050085G		085	50
SAP0050095	SAP0050095G		095	50
SAP0050100	SAP0050100G		100	50
SAP0050110	SAP0050110G		110	50
SAP0050120	SAP0050120G		120	50
SAP0050140	SAP0050140G		140	25
SAP0050150	SAP0050150G		150	25
SAP0050160	SAP0050160G		160	25
SAP0050170	SAP0050170G		170	25
SAP0050180	SAP0050180G		180	25
SAP0050210	SAP0050210G		210	25
SAP0050240	SAP0050240G		240	25
SAP0050340	SAP0050340G		340	25
SAP0050480	SAP0050480G		480	15
SAP0075085	SAP0075085G	7.5	085	25
SAP0075095	SAP0075095G		095	25
SAP0075100	SAP0075100G		100	25
SAP0075120	SAP0075120G		120	25
SAP0075140	SAP0075140G		140	25
SAP0075150	SAP0075150G		150	30
SAP0075160	SAP0075160G		160	25
SAP0075165	SAP0075165G		165	25
SAP0075240	SAP0075240G		240	25
SAP0075300	SAP0075300G		300	25
SAP0075540	SAP0075540G		540	1
SAP0075680	SAP0075680G		680	1

**STANDARD PIN ANCHOR**

Black	Galvanised	Load (T)	L (mm)	Pack Size
SAP0100100	SAP0100100G	10	100	25
SAP0100110	SAP0100110G		110	25
SAP0100115	SAP0100115G		115	25
SAP0100120	SAP0100120G		120	25
SAP0100135	SAP0100135G		135	25
SAP0100150	SAP0100150G		150	25
SAP0100170	SAP0100170G		170	20
SAP0100200	SAP0100200G		200	20
SAP0100220	SAP0100220G		220	15
SAP0100250	SAP0100250G		250	15
SAP0100340	SAP0100340G		340	10
SAP0100650	SAP0100650G		650	1
SAP0100680	SAP0100680G		680	1
SAP0150110	SAP0150110G	15	110	10
SAP0150120	SAP0150120G		120	10
SAP0150140	SAP0150140G		140	10
SAP0150165	SAP0150165G		165	10
SAP0150180	SAP0150180G		180	10
SAP0150200	SAP0150200G		200	10
SAP0150240	SAP0150240G		240	1
SAP0150300	SAP0150300G		300	1
SAP0150400	SAP0150400G		400	1
SAP0150550	SAP0150550G		550	1
SAP0150650	SAP0150650G		650	1
SAP0150840	SAP0150840G		840	1
SAP0200165	SAP0200165G	20	165	1
SAP0200180	SAP0200180G		180	1
SAP0200200	SAP0200200G		200	1
SAP0200230	SAP0200230G		230	1
SAP0200240	SAP0200240G		240	1
SAP0200250	SAP0200250G		250	1
SAP0200300	SAP0200300G		300	1
SAP0200340	SAP0200340G		340	1
SAP0200500	SAP0200500G		500	1
SAP0201000	SAP0201000G		1000	1
SAP0320200	SAP0320200G	32	200	1
SAP0320250	SAP0320250G		250	1
SAP0320260	SAP0320260G		260	1
SAP0320280	SAP0320280G		280	1
SAP0320320	SAP0320320G		320	1
SAP0320500	SAP0320500G		500	1
SAP0320700	SAP0320700G		700	1
SAP0321000	SAP0321000G		1000	1
SAP0321200	SAP0321200G		1200	1

*\*Stainless Steel and Bespoke Sizes Available on Request.*




## CURVED ANCHOR



Used in sandwich panel production. The design of the anchor ensures proper load transference as well as reducing the risk of spalling.

Product Code	Load (T)	L (mm)	Pack Size
SPCA013227	1.3	227	1
SPCA025268	2.5	268	1
SPCA040406	4.0	406	1
SPCA050446	5.0	466	1
SPCA075664	7.5	664	1



## EYE ANCHOR

For use in thin reinforced units, the hole at the base of the anchor allows for additional rebar to be attached.



Product Code	Load (T)	L (mm)	Pack Size
SPAE013065	1.3	065	300
SPAE025090	2.5	090	100
SPAE025120		120	100
SPAE050090	5.0	090	50
SPAE050120		120	50
SPAE100115	10.0	115	1
SPAE100180		180	1
SPAE200250	20.0	250	1
SPAE320300	32.0	300	1

## DOUBLE HEAD PIPE ANCHOR

For use with automated pipe production.

Product Code	Load (T)	L (mm)	Pack Size
SAPP01340	1.3	40	400
SAPP01350	1.3	50	400
SAPP01365	1.3	65	300
SAPP02560	2.5	60	200
SAPP02565	2.5	65	200
SAPP02570	2.5	70	150
SAPP02585	2.5	85	100
SAPP025110	2.5	110	100
SAPP025120	2.5	120	100
SAPP05085	5.0	85	100
SAPP05090	5.0	90	100
SAPP05095	5.0	95	100
SAPP050100	5.0	100	50
SAPP050110	5.0	110	50
SAPP050120	5.0	120	50



## PLATE PIN ANCHOR



These are used in shallow precast units. The plate is the basis for the additional reinforcement.



Product Code	Load (T)	L (mm)	Plate	Pack Size
SAPFP02555	2.5	55	70 x 70 x 6	1
SAPFP025120	2.5	120	70 x 70 x 6	1
SAPFP05055	5.0	55	90 x 90 x 8	1
SAPFP05065	5.0	65	90 x 90 x 8	1
SAPFP05095	5.0	95	90 x 90 x 8	1
SAPFP050110	5.0	110	90 x 90 x 8	1
SAPFP100115	10.0	115	90 x 90 x 10	1

## PIN ANCHOR LIFTING SHACKLE

Divided into four categories, the lifting shackle can be used to lift all types of pin anchor which falls into its specific load category.

Product Code	Load (T)	Pack Size
SPARC013	1.3	1
SPARC025	2.5	1
SPARC050	5.0	1
SPARC100	10.0	1
SPARC200	20.0	1
SPARC320	32.0	1



## PIN ANCHOR COMBINATION LIFTING SHACKLE

A lifting shackle with a rope to facilitate a more flexible lift.

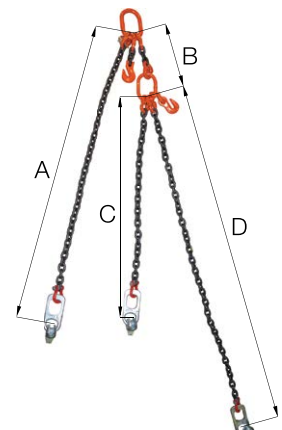


Product Code	Load (T)	Pack Size
SPARCC0125	1.25	1
SPARCC025	2.5	1
SPARCC050	5.0	1
SPARCC100	10.0	1
SPARCC200	20.0	1

## PIN ANCHOR LIFTING AND HANDLING CHAINS FOR PIPES

Chain sets are designed to make transportation of concrete pipes as easy as it could be. These chain sets can be bespoke lengths, size and with a wide range of shackles on the end to fit your needs. They are also available as two-legged chain sets. Please enquire with the sales team.

Product Code	Load (T)	Pipe Length (M)	A (MM)	B (MM)	C (MM)	D (MM)
STARCONKAEDE025	2.5	2.5 – 2.5	1972	433	1552	2602
STARCONKAEDE050	5.0	2.5 – 2.5	1996	411	1567	2581
STARCONKAEDE100	10.0	2.5 – 2.5	1986	440	1566	2586



## PIN ANCHOR PIPE TURNER



Alternative lifting device used for large pipes where pipes need to be turned whilst suspended.



Product Code	Load (T)	Pack Size
<b>SPT5</b>	5.0	1
<b>SPT10</b>	10.0	1
<b>SPT20</b>	20.0	1
<b>SPT32</b>	32.0	1

## PIN ANCHOR RECESS FORMER

Used to hold the anchor pin in position and attached to the wooden formwork via the holding plate. This former is also available for double head pins.

Product Code	Load (T)	Pack Size
<b>SPARF013</b>	1.3	1
<b>SPARF025</b>	2.5	1
<b>SPARF050</b>	5.0	1
<b>SPARF100</b>	10.0	1
<b>SPARF200</b>	20.0	1
<b>SPARF320</b>	32.0	1



## PIN ANCHOR FIXING PLATE

Used to attach the recess former to the formwork



Product Code	Load	Thread (mm)	Pack Size
<b>SPAFP013</b>	1.3T Fixing Plate	8	1
<b>SPAFP025</b>	2.5T Fixing Plate	10	1
<b>SPAFP050</b>	5.0T Fixing Plate	10	1
<b>SPAFP100</b>	10.0T Fixing Plate	12	1
<b>SPAFP200</b>	20.0T Fixing Plate	12	1

## PIN ANCHOR FIXING PLATE WITH PIN

All in one plate and pin, used to attach recess former to the formwork.

Product Code	Load	Thread (mm)	Pack Size
<b>SPAFPP013</b>	1.3T Fixing Plate with pin	8	1
<b>SPAFPP025</b>	2.5T Fixing Plate with pin	10	1
<b>SPAFPP050</b>	5.0T Fixing Plate with pin	10	1
<b>SPAFPP100</b>	10.0T Fixing Plate with pin	12	1
<b>SPAFPP200</b>	20.0T Fixing Plate with pin	12	1



## PIN ANCHOR STEEL MAGNETIC FORMER

Similar to steel formers, magnetic formers are used in steel moulds and are attached to the formwork by means of magnetic adhesion.



Product Code	Load (T)	Pack Size
SPAMF013	1.3	1
SPAMF025	2.5	1
SPAMF050	5.0	1
SPAMF100	10.0	1
SPAMF200	20.0	1
SPAMF320	32.0	1

## PIN ANCHOR RUBBER MAGNETIC FORMER

Similar to steel magnetic formers these rubber formers are used in steel moulds and are attached to the formwork by means of magnetic adhesion.

Product Code	Load (T)	Pack Size
SPARFM013	1.3	1
SPARFM025	2.5	1
SPARFM050	5.0	1
SPARFM100	10.0	1



## PIPE ANCHOR RUBBER RING

These rings are used to secure the pin anchor in the steel or magnetic former.



Product Code	Load (T)	Pack Size
SPARR013	1.3	1
SPARR025	2.5	1
SPARR050	5.0	1
SPARR100	10.0	1
SPARR200	20.0	1
SPARR320	32.0	1

## PIN ANCHOR STEEL FORMER

Long lasting version of the rubber former, made from high grade steel. These are welded to the steel mould and are used with rubber rings to secure the anchor.

Product Code	Load (T)	Pack Size
SPASF013	1.3	1
SPASF025	2.5	1
SPASF050	5.0	1
SPASF100	10.0	1
SPASF200	20.0	1
SPASF320	32.0	1



## UTILITY ANCHOR



The utility anchor is designed for lifting precast units such as culverts, slabs and pipes. These anchors are designed to be used in conjunction with a crane hook and no other lifting shackle is needed.



Product Code	Safe Working Load (T)	Height H mm	Pack Size
LUA44G	0.8	80	50
LUA54G	1.8	95	50
LUA64G	2.0	120	25
LUA56G	3.5	95	25
LUA66G	5.0	120	20
LUA86G	7.5	170	20

## UTILITY FORMER


Used to hold the utility anchor in position and attached to the wooden formwork via the utility anchor plate.

Product Code	Load (T)	Colour Code	Pack Size
LUA450	0.8 - 2.0	Orange	1
LUA670	3.5 - 7.5	Green	1
LUA670L	3.5 - 7.5	Black	1



## UTILITY ANCHOR PLATE

Used to hold the utility former in position and is nailed to the wooden formwork.



Product Code	Load (T)	Pack Size
LUAHP450	0.8 - 2.0	1
LUAHP670	3.5 - 7.5	1



## Contents

Formwork Accessories

80-82

# FORMWORK ACCESSORIES



## TIE BAR

Simply Precast's Tie Bar is a high tensile alloy steel bar complete with a coarse intermittent right hand thread, which is both self cleaning and quick to use.

Product Code	Bar Size	Length (m)	Pack Size
<b>SFTB15</b>	15	6	1
<b>SFTB20</b>	20	6	1



*\*Other sizes available on request.*

## WING NUT

For securing the Waler Plates against the formwork. Wings enable leveraged rotation.




*\*Other sizes available on request.*

Product Code	Bar Size	Pack Size
<b>SFWN15</b>	15	100
<b>SFWN20</b>	20	50

## WALER PLATE

Steel Waler Plates are designed to spread the load of the Tie Bar into the supporting members.

Product Code	Bar Size	Dimensions	Pack Size
<b>SFWP15</b>	15	120 x 120 x 10	25
<b>SFWP20</b>	20	120 x 120 x 20	25



*\*Other sizes available on request.*

## FLANGED NUT

A combination of a Wing Nut and a Waler Plate to suit a 15mm bar.



Product Code	Bar Size	Diameter	Pack Size
<b>SFFN15</b>	15	102	125

## HEX NUTS

An alternative to Wing Nuts when access and space is limited.

Product Code	Bar Size	Dimensions	Pack Size
<b>SFHN15</b>	15	30 x 50	100
<b>SFHN20</b>	20	36 x 60	100



*\*Other sizes available on request.*

## WATER BARRIER NUTS

For use in water retaining structures. After the concrete pour, the Tie Bars are removed leaving the water barrier in place. Two plastic reducers are required for each nut.



Product Code	Bar Size	Length (mm)	Disc (mm)
SFWBN15	15	110	65
SFWBN20	20	140	130

## CONNECTORS

Full strength Hexagonal Tie Bar Connector with centre-pin stop. Used for joining Tie Bar

Product Code	Bar Size	Dimensions	Pack Size
SFBC15	15	30 x 105	1
SFBC20	20	40 x 130	1



*\*Other sizes available on request.*

## PLASTIC SLEEVE

Formwork Spacer which allows the Tie Bar to be removed for reuse.



Product Code	Internal Diameter (mm)	External Diameter (mm)	Length (m)	Pack Size (m)
SFPS20	20	24	2	100
SFPS22	22	26	2	100
SFPS26	26	30	2	50
SFPS32	32	36	2	50
SFPS40	40	46	2	25

## PLASTIC CONES

A plastic single use cone to fit inside the respective sleeve. Forms a 10mm chamfered recess for subsequent filling in.

Product Code	Internal Diameter (mm)	Pack Size (m)
SFPC20	20	100
SFPC22	22	100
SFPC26	26	50
SFPC32	32	50
SFPC40	40	25



## RUBBER STOPPERS

Flexible rubber tight fitting plug for the internal sealing of the plastic sleeve prior to filling.

Product Code	Internal Diameter (mm)	Pack Size
SFRS20	20	500
SFRS22	22	500
SFRS26	26	250
SFRS32	32	125



## PLASTIC STOPPERS

Hammered into formwork to block previously drilled holes.



Product Code	Internal Diameter (mm)	Pack Size
SFPST20	20	1000
SFPST22	22	1000
SFPST26	26	1000
SFPST32	32	500
SFPST40	40	250

## FORMWORK TAPE

Highly resistant PVC tape which will adhere to all types of formwork even when dirt or residual oil is present.

Product Code	Description	Pack Size (m)
FT50	Formwork Tape: 50mm x 27m	36
FT75	Formwork Tape: 75mm x 27m	27
FT100	Formwork Tape: 100mm x 27m	12



## FORMWORK FOAM

Used to close gaps in formwork and prevent grout loss. It is supplied with a removable tape on one side, which when removed allows the foam to be fixed to the formwork.



Product Code	Description	Pack Size (m)
SFFH1206	High density formwork foam 12mm x 6mm x 10m	25
SFFH1212	High density formwork foam 12mm x 12mm x 5m	25
SFFL1206	Low density formwork foam 12mm x 6mm x 10m	25
SFFL2412	Low density formwork foam 24mm x 12mm x 5m	12





**Find out More...**

More formwork accessories are available at [www.simplyprecast.co.uk](http://www.simplyprecast.co.uk) or contact us on **0800 678 5178**

## Contents

Bespoke Mesh	84
Piling Cages	85
Standard Mesh	86
Cut and Bend	87
Straight Bar	88
Coil	88
Wire Chairs	89

# STEEL PRODUCTS





# Delivering Bespoke Mesh

## Mesh Production Facilities

Simply Precast supplies CARES approved bespoke reinforcement product in the UK. Manufactured using a range of sophisticated Progress equipment that allows various combinations of bar spacing and all combinations of both line wire and cross wire from 8-16mm.

Sheets can be manufactured up to 8mtrs long and 3mtrs wide and can be produced with 'flying ends' which eliminates congestion from overlapping fabric. The main advantage of bespoke mesh is the elimination of stock holding of standard mesh sheets and of waste usually created from cutting out or basic trimming procedures. The flexibility of the machine means no order is too small to manufacture.



### Fixing

The mesh is electronically welded at every intersection.

### Bent Mesh


Mesh bending is also available if required. 10 degrees to 180 degrees bends x 5mtr lengths. An express delivery service is available.

### Detailing of Mesh

The mesh detail is computer generated before it is manufactured in the factory. This information is sent to the mesh equipment electronically, reducing the possibility of human error.



**12mm on 12mm / 50mm and 100mm centres**



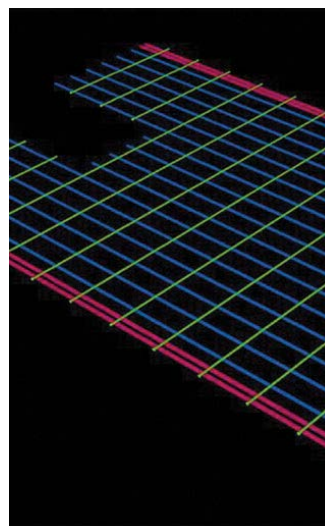
**12mm on 14mm / various centres**



**10mm on 10mm / various centres**



**8mm on 12mm and 16mm / various centres**





## Piling Cages

We have a team dedicated to manufacturing cages for use within the piling sector. The cages can be delivered to your site fully fabricated and ready for placing, with cover spacers already attached.



## Prefabrication

We offer an off-site prefabrication service. Reinforcing cages can be delivered to your site either welded or wire tied ready to be placed in position.

The advantages of off-site prefabrication include increased speed of completion, lower chance for accidents associated with loose bar, factory controlled quality and the elimination of delay due to adverse weather conditions.



## Testing Facilities

Welded mesh sections are selected and tested in a laboratory to prove compliance to the CARES scheme.

### Rebar Production Facilities

We also have capability to produce:

- Straight Bar
- Cages
- Links

We also stock polystyrene, polythene and mesh spacers as standard.



**Cage Production**



**Rebar Straightening / Cutting**



**Link Bending Production**

## STANDARD MESH



Type	Ø	Dimensions LxB (mm)	Centres (mm)	Weight Kg/piece	Pieces/ Bundle	Weight Kg/ Bundle
A98	5-5	4800x2400	200-200	17.74	60	1.065
A142	6-6	4800x2400	200-200	25.57	46	1.176
A193	7-7	4800X2400	200-200	34.79	34	1.182
A252	8-8	4800X2400	200-200	45.50	28	1.274
A393	10-10	4800x2400	200-200	71.08	18	1.277

Manufactured to BS 4483 from cold reduced wire which complies with BS 4482. Each wire intersection is resistance welded using electronically controlled techniques.

B196	5-7	4800x2400	100-200	35.14	36	1.265
B283	6-7	4800x2400	100-200	42.97	30	1.289
B385	7-7	4800X2400	100-200	52.19	24	1.252
B503	8-8	4800X2400	100-200	68.26	18	1.229
B785	10-8	4800x2400	100-200	93.83	14	1.309
B1131	12-8	4800x2400	100-200	125.05	10	1.255

### STANDARD MESH

Special Mesh available in any combination of bar sizes from 8mm to 16mm. Sheet size up to a maximum of 2.4mx12m

C283	6-5	4800x2400	100-400	30.01	32	962
C385	7-5	4800x2400	100-400	39.23	30	1.178
C503	8-5	4800x2400	100-400	49.94	26	1.300
C636	9-6	4800x2400	100-400	63.88	20	1.278
C785	10-6	4800x2400	100-400	77.47	20	1,238

A142M	6-6	3600x2000	200-200	15.98	50	799
A193M	7-7	3600x2000	200-200	21.74	34	740
A252M	8-8	3600x2000	200-200	28.44	28	796
A393M	10-10	3600x2000	200-200	44.42	18	800

A142FE	6-6	4800x2400	200-200	22.38	49	1.097
A193FE	7-7	4800x2400	200-200	30.44	34	1.035
A252FE	8-8	4800x2400	200-200	39.82	28	1.115
A393FE	10-10	4800x2400	200-200	62.19	18	1.119

A142EC	6-6	4800x2400	200-200	23.98	46	1.103
A193EC	7-7	4800x2400	200-200	32.62	34	1.109
A252EC	8-8	4800X2400	200-200	42.66	28	1.195
A393EC	10-10	4800X2400	200-200	66.64	18	1.199

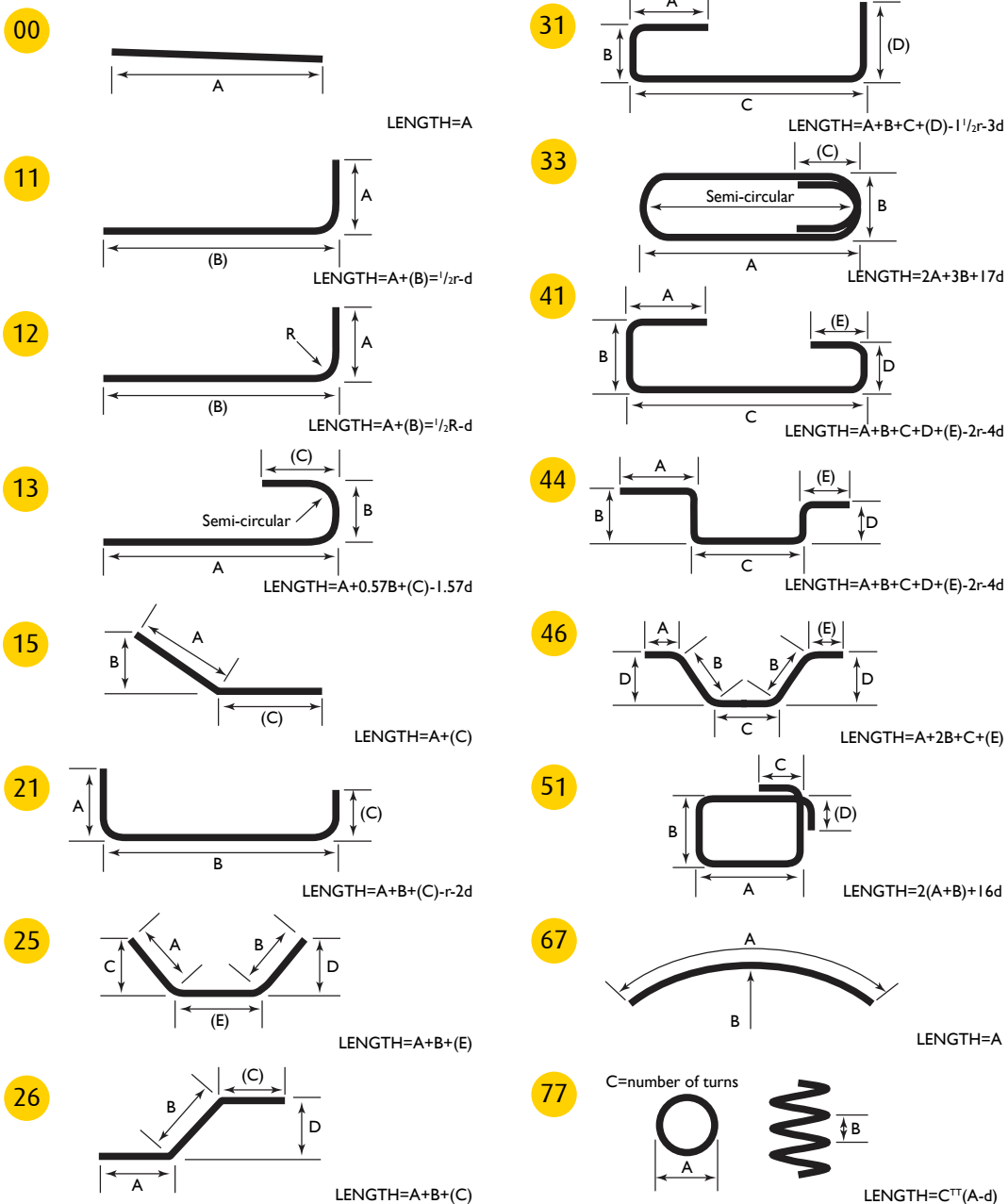
Simply Precast now offer a complete range of steel products to the UK precaster. Ranging from standard mesh and coil to bespoke mesh, straight bar, cut and bend and PC wire. All products come with full CARES certification.

## CUT AND BEND

We have the capability to track any reinforcement bar on site, from the element it is placed in i.e. column or slab through the fabrication process, and back to the mill from which it originated, to the original cast it had been made from.

The reinforcement is produced to a CARES approved quality and product assurance scheme.

## STANDARD SHAPES





## STRAIGHT BAR

The reinforcement is produced to a CARES approved quality and product assurance scheme.

Reinforcement BarShape Code BS8666:2005				
Product Code	Diameter (mm)	Weight (Kg/m RUN)	No. of Metre per Tonne	Approx No. 12M Bars per Tonne
SSB06	6	0.222	4505	375
SSB08	8	0.395	2532	211
SSB010	10	0.616	1623	135
SSB012	12	0.888	1126	93
SSB016	16	1.579	633	52
SSB020	20	2.466	406	33
SSB025	25	3.854	259	21
SSB032	32	6.313	158	13
SSB040	40	9.864	101	8



## COIL

CARES approved reinforced steel coils available in sizes up to 5t.

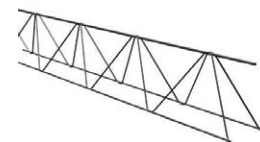


Product Code	Diameter (mm)	Weight (kg)	Diameter Outside (D)* (mm)	Diameter Inside (d) (mm)	Height (H) (mm)
SHRC06	6	2000	1100	600	550
SHRC08	8	2500	1100	600	710
		3000	1200	600	740
		5000	1300	600	950
SHRC010	10	2500	1100	600	710
		3000	1200	600	710
		5000	1300	600	940
SHRC012	12	2500	1100	600	710
		3000	1200	600	710
		5000	1300	600	925
SHRC014	14	2500	1100	600	710
		3000	1200	600	710
		5000	1300	600	710
SHRC016	16	2500	1100	600	710
		3000	1170	60	710
		5000	1310	60	920



## WIRE CHAIRS

These standard, two metre long chairs are particularly suitable for ground floor slabs as their unique design eliminates any danger of puncturing damp proof membranes.



Product Code	Height	Bar Diameters			Weight Kg/M	Width (mm)	Length (M)	Pack Size
		D1 mm	D12 mm	D13 mm				
SWC50	50	4.7	3.3	3.3	0.428	75	2	25
SWC60	60	4.7	3.3	3.3	0.435	75	2	25
SWC70	70	4.7	3.3	3.3	0.443	75	2	25
SWC75	75	4.7	3.3	3.3	0.443	75	2	25
SWC80	80	4.7	3.3	3.3	0.443	80	2	25
SWC90	90	4.7	3.3	3.3	0.461	80	2	25
SWC100	100	4.7	3.3	3.3	0.471	80	2	25
SWC105	105	4.7	3.3	3.3	0.471	80	2	25
SWC110	110	4.7	3.3	3.3	0.482	85	2	25
SWC120	120	4.7	3.3	3.3	0.492	85	2	25
SWC130	130	4.7	3.3	3.3	0.503	85	2	25
SWC135	135	4.7	3.3	3.3	0.508	85	2	25
SWC140	140	4.7	3.3	3.3	0.514	85	2	25
SWC150	150	4.7	3.3	3.3	0.526	90	2	25
SWC160	160	4.7	3.3	3.3	0.537	90	2	25
SWC170	170	4.7	3.3	3.3	0.549	90	2	25
SWC180	180	4.7	3.3	3.3	0.561	90	2	25
SWC190	190	4.7	3.3	3.3	0.573	90	2	25
SWC200	200	4.7	3.3	3.3	0.585	90	2	25
SWC210	210	4.7	4.0	3.3	0.751	90	2	20
SWC220	220	4.7	4.0	3.3	0.769	90	2	20
SWC230	230	4.7	4.0	3.3	0.787	90	2	20
SWC240	240	4.7	4.0	3.3	0.806	90	2	20
SWC250	250	4.7	4.0	3.3	0.824	90	2	20
SWC260	260	4.7	5.0	4.0	1.230	90	2	20
SWC270	270	4.7	5.0	4.0	1.259	90	2	20
SWC280	280	4.7	5.0	4.0	1.289	90	2	20
SWC290	290	4.7	5.0	4.0	1.318	90	2	20
SWC300	300	4.7	5.0	4.0	1.348	90	2	20
SWC310	310	6.0	5.0	5.0	1.581	90	2	1
SWC320	320	6.0	5.0	5.0	1.611	90	2	1
SWC330	330	6.0	5.0	5.0	1.640	90	2	1
SWC340	340	6.0	5.0	5.0	1.670	90	2	1
SWC350	350	6.0	5.0	5.0	1.700	90	2	1
SWC360	360	6.0	5.0	5.0	1.729	90	2	1
SWC370	370	6.0	5.0	5.0	1.759	90	2	1
SWC380	380	6.0	5.0	5.0	1.789	90	2	1
SWC390	390	6.0	5.0	5.0	1.819	90	2	1
SWC400	400	6.0	5.0	5.0	1.849	90	2	1

A large rectangular area filled with a fine grid of blue lines, intended for taking notes or drawing.

## Contents

TJEP	92-93
Tying Systems	94

# TYING SYSTEMS



## TJEP RE-BAR XP Tying Gun



## Introducing

Simply Precast are pleased to announce their affiliation with TJEP and their re-bar tier range of products.

The use of a TJEP RE-BAR XP tier is an effective alternative to manual binding, which is traditionally a monotonous and stressful task. The ergonomic re-bar tier not only improves working conditions, it is also an economic, reliable and efficient solution. From building sites all over the world, TJEP have received valuable input and developed the TJEP RE-BAR XP – a series of re-bar tiers and wire with XETRA power. In short, TJEP RE-BAR XP combined with TJEP WIRE XP gives you the strongest re-bar tying solution.

### Some advantages of the TJEP RE-BAR XP are:

- Up to 5 times faster than manual tying
- Extra savings (settings for 3 or 2 wraps)
- Extra tight and firm ties
- Extra efficiency and durability
- Ergonomic one-hand operation
- Consistent quality of the ties
- Short payback on investment



## KYOCERA TJEP REBAR TYING GUNS

Product Code	Description	Quantity Box/Pallet
115112	25mm rebar tier	1
115102	40mm rebar tier	1
115112	58mm rebar tier	1



## TYING WIRE



Product Code	Description	Quantity Box/Pallet
115152	20 coils of TJEP WIRE XP	20/1920
115153	40 coils of TJEP WIRE XP	40/1920

## ACCESSORIES

Product Code	Description	Quantity Box/Pallet
115500	TJEP Lithium Battery	1
115501	TJEP Battery Charger	1
115502	TJEP Extension Bar	1
115503	TJEP Holster	1





## BLACK ANNEALED TYING WIRE


Black annealed tying wire for tying reinforcement, with a choice of 16 or 17 gauge.

Product Code	Gauge	Kg	Pack Size
STW16	16	15	1
STW17	17	12	1



## STAINLESS STEEL TYING WIRE

18 gauge stainless steel tying wire.



Product Code	Description	Kg	Pack Size
SSSTW1855	Stainless Steel	2	50

## KNIPEX WIRE CUTTERS

High quality wire nips.

Product Code	Pack Size
SWN	1



## BIND FIX TIES

Simple clip-on system for binding reinforcement.



Product Code	SWL/Kg (T)	Pack Size	Pallet Qty
SBFT08	4/8 5/8 6/8	10000	180,000
SBFT10	5/10 6/10 8/10	11200	201,600
SBFT12	5/12 6/12 8/12	9600	172,800
SBFT16	6/16 8/16 10/16	6000	108,000

## DOUBLE LOOP TIES

Loop ties which are used to bind rebar. Used in conjunction with the tying tool.

Product Code	Length (mm)	Pack Size
SWLT100	100	1000/5000
SWLT150	150	1000/5000
SWLT200	200	1000/5000
STT	Tying Tool	1



## Contents

Personal Protective Equipment 96-98

# PERSONAL PROTECTIVE EQUIPMENT



## Personal Protection

Simply Precast are now pleased to offer a full range of PPE suitable for use in the precast yard.

### SAFETY HELMET

Economical, top level protection. Tough HDPE shell. Fitted Champion™ sweatband with Egyptian cotton core, porous PU coating for maximum sweat absorption. Rear ventilation reducing helmet temperatures by an average 2-3°C.

Product Code	Description	Pack Size
<b>SSPPH001</b>	JSP EVO2® Vented Safety Helmet	1



### FFP1 DUST MASKS

Protect against low levels of dust, as well as solid and liquid aerosols. It protects against materials in concentrations up to 4 x occupational exposure limit (OEL) or 4x assigned protection factor (APF). FFP1 Dust Masks are suitable for hand sanding, drilling, and cutting.



Product Code	Description	Pack Size
<b>SPPDM001</b>	Moulded Disposable FFP1 Masks	20

### FFP2 DUST MASKS

Protect against moderate levels of dust, as well as solid and liquid aerosols. FFP2 Dust Masks have a higher level of protection than FFP1 Masks and protect against materials in concentrations up to 12x OEL or 4x APF. FFP2 masks are ideal for use in precast sheds.

Product Code	Description	Pack Size
<b>SPPDM003</b>	Moulded Disposable FFP2 Valved Masks	10



### FFP3 DUST MASKS

Protect against high levels of dust, as well as solid and liquid aerosols. FFP3 Dust Masks provide a higher level of protection than FFP1 & FFP2 masks and provide protection against high toxicity harmful materials in concentrations up to 50xOEL or 20xAPF.



Product Code	Description	Pack Size
<b>SPPDM004</b>	Moulded Disposable FFP3 Valved Masks	5

### EAR DEFENDERS

Lightweight and robust, our Ear Defenders provide cost effective protection with ABS cups, polypropylene head band & PVC covered open cell foam pads. All Ear Defenders are durable and adjustable in size.

Product Code	Description	Pack Size
<b>SPPED001</b>	Standard Ear Defender	1



## EAR PLUGS

Foam disposable Ear Plugs. Each pair individually wrapped.

Product Code	Description	Pack Size
SPPEP001	Foam Ear Plugs	200



## GRIP GLOVES

Seamless polyester/cotton blend glove with flexible latex coat for excellent grip and exceptional comfort. Conforms to EN388. Mechanical Rating: 2131. CE Marked.



Product Code	Description	Pack Size
SPPGG001	Grip Gloves	12

## RIGGER GLOVES

Excellent quality typical use glove for minimal risk applications. CE Marked.

Product Code	Description	Pack Size
SPPRG001	Standard Grey Rigger Glove	1



## SAFETY GLASSES

Excellent value for typical use. Wide angle lens & ventilated side arms. Low impact and 99.9% UV protected.



Product Code	Description	Pack Size
SSPSG001	Standard Safety Spectacle - Clear Lens	1

## HI-VIS WORKWEAR

All our HI-VIS workwear can be customised with your own logo/brand – All products available in five sizes S,M,L,XL, XXL.

### HI VIS JACKETS

Quilted lining with heavy weight (160gsm) polyester filling. Two-way heavy duty zip front with storm flap, security pocket and concealed hood. 2 Lower pockets with flaps, side breast pocket and knitted storm cuffs. Internal 'wicking' strip, fully taped seams and reflective material.

Product Code	Description	Pack Size	Sizes
SPPHVJ001	Hi-Vis Jacket - Yellow	1	S,M,L,XL, XXL
SPPHVJ002	Hi-Vis Jacket - Orange	1	S,M,L,XL, XXL



## HI-VIS WAISTCOATS

2 band and brace. 100% polyester fabric. Yellow or black bias bound edging. Velcro fastening.

Product Code	Description	Pack Size	Sizes
<b>SPPHVW001</b>	Hi-Vis Full Spec Waist Coat - Yellow	1	S,M,L,XL, XXL
<b>SPPHVW002</b>	Hi-Vis Full Spec Waist Coat - Orange	1	S,M,L,XL, XXL



## HI-VIS BOMBER JACKETS

Heavyweight 300 denier polyester oxford outer shell with PU coating. Press stud flap. Quilted lining and fully taped seams. 2 lower front pockets with flaps and internal breast pocket. Concealed hood / draw cord in collar.



Product Code	Description	Pack Size	Sizes
<b>SPPHVB001</b>	Hi-Vis Full Spec Bomber Jacket - Yellow	1	S,M,L,XL, XXL
<b>SPPHVB002</b>	Hi-Vis Full Spec Bomber Jacket - Orange	1	S,M,L,XL, XXL

## HI-VIS TROUSERS

PU coated polyester outer shell. Fully taped seams. Side access. Elasticated waistband with adjustable press-stud to ankles.

Product Code	Description	Pack Size	Sizes
<b>SPPHVTY</b>	Hi-Vis Over Trouser - Yellow	1	S,M,L,XL, XXL
<b>SPPHVTO</b>	Hi-Vis Over Trouser - Orange	1	S,M,L,XL, XXL



**Find out More...**

To see our extended PPE catalogue please visit our website [www.simplyprecast.co.uk](http://www.simplyprecast.co.uk)



## Contents

Levelling Shims	100
Chamfer Edge Profile	101
Precast Accessories	102
Transport Accessories	103
Sprayers	104-105

# PRECAST ACCESSORIES



## PLAIN SHIMS

These shims are used to allow for the exact alignment of precast units during on site installation.

Product Code	Description	Pack Size
<b>SPLS2</b>	2 x 70 x 70 mm	1000
<b>SPLS3</b>	3 x 70 x 70 mm	1000
<b>SPLS5</b>	5 x 70 x 70 mm	500
<b>SPLS7</b>	7 x 70 x 70 mm	500
<b>SPLS9</b>	9 x 70 x 70 mm	250
<b>SPLS10</b>	10 x 70 x 70 mm	250
<b>SPLS20</b>	20 x 70 x 70 mm	100



## HORSESHOE SHIMS

These shims provide the same function as the plain shims except that they are a u shaped cut out which allows them to be used around protruding rebar if necessary.



Product Code	Description	Pack Size
<b>SHLS2</b>	2 x 70 x 70 mm	1000
<b>SHLS3</b>	3 x 70 x 70 mm	1000
<b>SHLS5</b>	5 x 70 x 70 mm	500
<b>SHLS7</b>	7 x 70 x 70 mm	500
<b>SHLS9</b>	9 x 70 x 70 mm	250

## LARGE PLASTIC SHIMS

These shims are 100x100mm, therefore larger than the standard shim. They are used where the standard shims are too small.

Product Code	Description	Pack Size
<b>SPLSL2</b>	2 x 100 x 100 mm	1400
<b>SPLSL5</b>	5 x 100 x 100 mm	200
<b>SPLSL10</b>	10 x 100 x 100 mm	100
<b>SPLSL20</b>	20 x 100 x 100 mm	95



## LINK SHIMS

A range of 2mm shims which uniquely clip together to form a robust stack of shims. The advantage of these shims is that there is no need to purchase different size shims as they cover almost every combination.



Product Code	Description	Pack Size
<b>SLS02</b>	2mm Link Shim	250
<b>SLS03</b>	3mm Link Shim	250

## CHAMFER EDGE PROFILE PLAIN

A 2.5m plastic strip which is used to create a chamfer edge on column and beams.



Product Code	Description	Pack Size
<b>SCEPP11</b>	11mm without Flange	100M
<b>SCEPP15</b>	15mm without Flange	100M
<b>SCEPP20</b>	20mm without Flange	100M
<b>SCEPP25</b>	25mm without Flange	100M
<b>SCEPP30</b>	30mm without Flange	100M

## CHAMFER EDGE PROFILE WITH FLANGE

A 2.5m plastic strip which is used to create a chamfer edge on column and beams. Comes with a flange which is used to nail the chamfer to the formwork.

Product Code	Description	Pack Size
<b>SCEPF11</b>	11mm with Flange	100M
<b>SCEPF15</b>	15mm with Flange	100M
<b>SCEPF20</b>	20mm with Flange	100M
<b>SCEPF25</b>	25mm with Flange	100M
<b>SCEPF30</b>	30mm with Flange	100M



## ROUNDED CHAMFER EDGE PROFILE

Chamfer designed to give a rounded finish to a precast unit. Supplied in 2.5m lengths.



Product Code	Description	Pack Size
<b>SCEPR20</b>	20mm cover x 2.5m	100M

## MAGNETIC EDGE PROFILES

Magnetic triangular chamfers provide for fast and accurate formation of exactly fitting triangular chamfers in formwork construction with steel shuttering. Simply position the magnetic strips on the formwork table, the built-in magnets securely hold it in position, no screws, bolts or welding necessary. The magnetic chamfers are made out of steel. If however greater flexibility is needed in the formation of flexible chamfers, such as in balcony plates, plastic triangular strips are recommended.

For more information call or visit our website.



## PILE CAGE SPACERS

Pile Cage Spacers are attached to the external steelwork of pile cages to ensure correct spacing of the steelwork from the shuttering, and the required concrete cover is maintained over the length of the pile. Pile Cage Spacers are circular and of high strength to ensure smooth entry of the reinforcing cage without distortion. The Pile Cage Spacers are available as thread-on or clip-on versions, with concrete cover options of 50mm or 70mm.

Product Code	Description	Cover	Pack Size
<b>SPCSC50</b>	50mm Clip-on Version	50mm	1000
<b>SPCSC70</b>	70mm Clip-on Version	70mm	1000
<b>SPCST50</b>	50mm Thread on Version	50mm	1000
<b>SPCST70</b>	70mm Thread on Version	70mm	1000



## DEBONDING FOAM

Debonding or Isofoam is a foam debonding tube that is installed on the projecting bars of a pile cage to prevent the concrete adhering to the reinforcing bars.



Product Code	Description	Bar Size	Meters Per Box
<b>SDF15</b>	15/12 Debonding Foam	12mm	380
<b>SDF18</b>	18/16 Debonding Foam	16mm	330
<b>SDF22</b>	22/20 Debonding Foam	20mm	250
<b>SDF28</b>	28/25 Debonding Foam	25mm	190
<b>SDF35</b>	35/32 Debonding Foam	32mm	150
<b>SDF42</b>	42/40 Debonding Foam	40mm	110

## FLEXI HOSE

A multi-purpose flexible hose suitable for a wide range of uses. Highly resistant to chemicals.

Product Code	Inner Diameter (mm)	Outer Diameter (mm)	Meters Per Box
<b>SFH1319</b>	13	19	30
<b>SFH2228</b>	22	28	30
<b>SFH2531</b>	25	31	30



## FROST BLANKETS

Frost Blankets give excellent thermal insulation. Frost Blankets keep the concrete warm in the winter and protect the concrete from the heat in the summer.



Product Code	Dimensions	Pack Size
<b>SFB75</b>	75m x 1.5m	1
<b>SFB260</b>	60m x 2m	1

## CHAINGUARDS

Used to protect precast units from damage by chains during transportation. They are available in two different sizes for use with different size chains.



Product Code	Description	Pack Size
<b>SCGSS</b>	Small Chain Guard	200
<b>SCGSL</b>	Large Chain Guard	50

## STANDARD PANEL PADS

Used to protect concrete units from staining from timbers during transportation and storage.

Product Code	Dimensions	Pack Size
<b>SPPW</b>	150mm x 60mm white	200
<b>SPPG</b>	150mm x 60mm grey	200



## EXTRA SOFT PANEL PADS

The Extra Soft Panel Pads create a cushion on which the precast unit can rest eliminating scratching which sometimes can occur with traditional Panel Pads.



Product Code	Dimensions	Pack Size
<b>SPPE</b>	150mm x 60mm	250

## REBAR IDENTIFICATION CAPS

A small fluorescent cap which sits on top of protruding steel. It helps reduce accidents by clearly identifying the presence of the steel thereby reducing accidental collision with the steel.

Product Code	Description	Pack Size
<b>SRIC0618</b>	For bar sizes 6-18mm	250
<b>SRIC1632</b>	For bar sizes 16-32mm	250
<b>SRIC4050</b>	For bar sizes 40-50mm	100



## CORNER PIECES

Used to protect the edges of precast products from banding damage. Can be used with both steel and plastic stripping.



Product Code	Description	Pack Size	Pallet Size
<b>SCP20</b>	20	2000	108000
<b>SCP30</b>	30	1000	54000
<b>SCP40</b>	40	1000	27000



## MESTO SPRAYERS

Product Code	Description	Specification
<b>3275P</b>	5 Litre Compression sprayer with plastic tank	<p>Plastic tank with large pressure reservoir, 3 bar - total content 8.0L - filling content 5.0L</p> <ul style="list-style-type: none"> <li>• carried at the side</li> <li>• seals: FPM ("Viton")</li> <li>• brass flat jet nozzle</li> <li>• brass spray wand 50cm, 360° rotatable</li> <li>• spiral hose 2.5m with integrated dark filter - funnel cover</li> <li>• professional pump with steel piston rod</li> <li>• large filling orifice</li> </ul>



Product Code	Description	Specification
<b>3270P</b>	10 Litre Compression sprayer with plastic tank	<p>Plastic tank with large pressure reservoir, 3 bar - total content 12.5L - filling content 10.0 L</p> <ul style="list-style-type: none"> <li>• carried at the side</li> <li>• seals: FPM ("Viton")</li> <li>• brass flat jet nozzle</li> <li>• brass spray wand 50cm, 360° rotatable</li> <li>• spiral hose 2.5m with integrated dark filter - funnel cover</li> <li>• professional pump with steel piston rod</li> <li>• large filling orifice</li> </ul>

Product Code	Description	Specification
<b>3565P</b>	6 Litre Compression sprayer with steel tank	<p>Steel tank, polyester-coated 6L, 6 bar - integrated spare parts compartment - spiral hose 2.5m with safety lock</p> <ul style="list-style-type: none"> <li>• wand and extension wand holder</li> <li>• pump holder</li> <li>• sightglass for fill level control</li> <li>• large filling opening</li> <li>• carried at the side</li> <li>• ergonomic pump grip</li> <li>• flat spray nozzle with fine filter</li> <li>• FPM (Viton) gaskets, oil-resistant</li> </ul>



## MESTO SPRAYERS



Product Code	Description	Specification
<b>3585P</b>	10 Litre Compression sprayer with stainless steel tank	Steel tank, polyester coated 10L, 6 bar - integrated spare parts compartment <ul style="list-style-type: none"> <li>• spiral hose 2.5 m with safety interlock - spray and extension wand holder</li> <li>• pump holder</li> <li>• sight glass for fill level control</li> <li>• large filling funnel</li> <li>• backpack type sprayer</li> <li>• ergonomic pump handle</li> <li>• flat spray nozzle with fine filter</li> <li>• FPM (Viton) gaskets, oil-resistant</li> </ul>

PRECAST ACCESSORIES

Product Code	Description	Specification
<b>3595P</b>	6 Litre Compression sprayer with stainless steel tank	Stainless Steel 6L tank, 6 bar, carried at the side <ul style="list-style-type: none"> <li>• spiral hose 2.5 m with safety interlock</li> <li>• flat spray nozzle with fine filter gaskets: FPM</li> <li>• brass spray wand 50cm, 360° rotatable holder for spray and extension wand</li> <li>• pump holder</li> <li>• spare parts compartment</li> <li>• safety valve and pressure gauge</li> <li>• exchangeable sight glass for fill level control</li> </ul>



Product Code	Description	Specification
<b>3615P</b>	10 Litre Compression sprayer with stainless steel tank	Stainless steel 10L tank, 6 bar <ul style="list-style-type: none"> <li>• backpack type sprayer</li> <li>• new: spiral hose 2.5 m with safety interlock - flat spray nozzle with fine filter</li> <li>• gaskets: FPM</li> <li>• brass spray wand 50cm, 360° rotatable</li> <li>• new: pump holder</li> <li>• new: spray and extension wandholder</li> <li>• spare parts compartment</li> <li>• safety valve and pressure gauge / exchangeable</li> <li>• sight glass for fill level control</li> </ul>




A large rectangular area filled with a fine grid of blue lines, intended for taking notes or drawing.

## Contents

Fencing and Paving Products

108

# FENCING AND PAVING PRODUCTS



## SLOTTED POST SPACERS

A spacer specifically designed to provide rebar cover in fenceposts designed for use with gravel boards or wooden panels.



Product Code	Description	Pack Size
<b>SSFS10050100</b>	For use with 100/50/100 post	1000
<b>SSFS10050120</b>	For use with 100/50/120 post	1000
<b>SSFS10050125</b>	For use with 100/50/125 post	1000
<b>SSFS0955095</b>	For use with 95/50/95 post	1000

## TAPERED POST SPACERS

A spacer specifically designed to provide rebar cover in end or corner fenceposts.

Product Code	Dimensions (mm)	Pack Size
<b>STF7575</b>	75 x 75	1000
<b>STF8787</b>	87 x 87	1000
<b>STF100100</b>	100 x 100	1000
<b>STF112112</b>	112 x 112	1000
<b>STF150150</b>	150 x 150	1000
<b>STF175175</b>	175 x 175	1000
<b>STF100125</b>	100 x 125	1000
<b>STF125100</b>	125 x 100	1000
<b>STF75100</b>	75 x 100	1000
<b>STF10075</b>	100 x 75	1000



## GRAVEL BOARD SPACERS

Offers rebar cover in fencing gravel boards. Available in two bar and three bar versions.



Product Code	Description	Pack Size
<b>SPGB2</b>	2 Bar	1000
<b>SPGB3</b>	3 Bar	1000

## PAVING SLAB SPACERS

Used to protect paving slabs against damage during transportation.

Product Code	Length (mm)	Pack Size
<b>SPSS180</b>	180	4000
<b>SPSS370</b>	370	2500
<b>SPSS525</b>	525	2500






## Contents

Holding Down Bolts and Accessories 110

# HOLDING DOWN BOLTS AND ACCESSORIES



## HOLDING DOWN BOLTS

A full range of Holding Down Bolts supplied in mild grade 4.6 or high tensile grade 8.8 steel.



Product Code Mild Grade Steel	Product Code High Tensile Steel	Description
SHDB16300M	SHDB16300H	M16 x 300mm
SHDB16375M	SHDB16375H	M16 x 375mm
SHDB20300M	SHDB20300H	M20 x 300mm
SHDB20375M	SHDB20375H	M20 x 375mm
SHDB20450M	SHDB20450H	M20 x 450mm
SHDB20600M	SHDB20600H	M20 x 600mm
SHDB24375M	SHDB24375H	M24 x 375mm
SHDB24450M	SHDB24450H	M24 x 450mm
SHDB24600M	SHDB24600H	M24 x 600mm

## BOLT BOXES

The use of a void former allows easier adjustment of the bolt, after the concrete is set.

Product Code Mild Steel	Taper	Length
SCBB228	25 x 70	228
SCBB305	25 x 92	305
SCBB380	27 x 108	380
SCBB450	32 x 114	450
SCBB535	32 x 118	535
SCBB610	27 x 133	610



*Also available: Polystyrene Cones*

## HOLDING DOWN BOLT PLATES

Used in conjunction with Holding Down Bolts and bolt boxes.




Product Code	Description	Dimensions (mm)
SHDBP10	10mm Holding Down Bolt Plate	100mm x 100mm
SHDBP12	12mm Holding Down Bolt Plate	100mm x 100mm
SHDBP16	16mm Holding Down Bolt Plate	100mm x 100mm
SHDBP20	20mm Holding Down Bolt Plate	100mm x 100mm
SHDBP24	24mm Holding Down Bolt Plate	100mm x 100mm

## Contents

Double Walling System	112-113
Double Walling Accessories	114-115
Specialist Precast Production	116
Sandwich Panel System	117-119
Quicky	120

# SPECIALIST PRECAST PRODUCTION



## DOUBLE WALLING TRANSPORT ANCHORS

Double Wall Transport Anchors are manufactured from ribbed steel high ductile BST 500 S or from round steel B 1 for a load up to 5 tonne. The load is according to the steel strength, not to the concrete breakout. Lifting the full maximum load, special precautions have to be made (e.g. a thicker concrete covering). Our Double wall Transport Anchors for hollow walls are manufactured in Germany so that we can guarantee short delivery times as well as accommodating for smaller quantities. The outside width can be changed according to your special installation case.

## DOUBLE WALL ANCHOR WITH CROSSBAR

Double Wall Transport Anchors with welded in crossbar help prevent movement in the stirrups. The bent end stirrups help to provide better anchorage in the concrete.



Product Code	Steel Type	Load	Weight (kg)	Pallet Quantity
<b>S1DWA12R</b>	12mm Ribbed	2.0	1.64	250
<b>S1DWA12S</b>	12mm Smooth	2.0	1.64	250
<b>S1DWA14R</b>	14mm Ribbed	2.7	2.24	250
<b>S1DWA14S</b>	14mm Smooth	2.7	2.24	250
<b>S1DWA16R</b>	16mm Ribbed	3.5	2.92	250
<b>S1DWA16S</b>	16mm Smooth	3.5	2.92	250
<b>S1DWA20R</b>	20mm Ribbed	5.0	4.57	250
<b>S1DWA20S</b>	20mm Smooth	5.0	4.57	250

## DOUBLE WALL ANCHOR WITH CROSSBAR AND ONE SIDED 10MM DISTANCE HOLDER

Double Wall Transport Anchors with welded in crossbar help prevent movement in the stirrups. The bent end stirrups help to provide better anchorage in the concrete. The one sided distance holder guarantees the concrete cover when concreting the first outside skim.

Product Code	Steel Type	Load	Weight (kg)	Pallet Quantity
<b>S2DWA12R</b>	12mm ribbed	2.0	1.79	250
<b>S2DWA12S</b>	12mm smooth	2.0	1.79	250
<b>S2DWA14R</b>	14mm Ribbed	2.7	2.39	250
<b>S2DWA14S</b>	14mm Smooth	2.7	2.39	250
<b>S2DWA16R</b>	16mm Ribbed	3.5	3.07	250
<b>S2DWA16R</b>	16mm Smooth	3.5	3.07	250
<b>S2DWA20R</b>	20mm Ribbed	5.0	4.73	250
<b>S2DWA20S</b>	20mm Smooth	5.0	4.73	250



**ORDER ONLINE!** [www.simplyprecast.co.uk](http://www.simplyprecast.co.uk)

## DOUBLE WALL ANCHOR WITH CROSSBAR AND TWO SIDED 10MM DISTANCE HOLDERS

Double Wall Transport Anchors with welded in Crossbar help prevent movement in the stirrups. The bent end stirrups help to provide better anchorage in the concrete. The two sided distance holders guarantee the concrete cover on both sides.

Product Code	Steel Type	Load	Weight (kg)	Pallet Quantity
<b>S3DWA12R</b>	12mm Ribbed	2.0	1.94	250
<b>S3DWA12S</b>	12mm Smooth	2.0	1.94	250
<b>S3DWA14R</b>	14mm Ribbed	2.7	2.54	250
<b>S3DWA14S</b>	14mm Smooth	2.7	2.54	250
<b>S3DWA16R</b>	16mm Ribbed	3.5	3.22	250
<b>S3DWA16S</b>	16mm Smooth	3.5	3.22	250
<b>S3DWA20R</b>	20mm Ribbed	5.0	4.87	250
<b>S3DWA20S</b>	20mm Smooth	5.0	4.87	250



## DOUBLE WALL ANCHOR WITH CROSSBAR AND TWO SIDED 10MM DISTANCE HOLDERS WITH FIXING SOCKET

Double Wall Anchor with Crossbar and Two Sided 10mm distance holders and a fixing for an m16 Magnetic nailing plate. The socket is used to attach to the anchor to the shuttering.



Product Code	Steel Type	Load	Weight (kg)	Pallet Quantity
<b>S4DWA12R</b>	12mm Ribbed	2.0	1.94	250
<b>S4DWA12S</b>	12mm Smooth	2.0	1.94	250
<b>S4DWA14R</b>	14mm Ribbed	2.7	2.54	250
<b>S4DWA14S</b>	14mm Smooth	2.7	2.54	250
<b>S4DWA16R</b>	16mm Ribbed	3.5	3.22	250
<b>S4DWA16S</b>	16mm Smooth	3.5	3.22	250
<b>S4DWA20R</b>	20mm Ribbed	5.0	4.87	250
<b>S4DWA20S</b>	20mm Smooth	5.0	4.87	250



## SPACING STRUT

Used to provide exact wall thickness.



*Other sizes available on request.*

Product Code	Wall Thickness (mm)	Pack Size
<b>SDWSS180</b>	180	3000
<b>SDWSS200</b>	200	3000
<b>SDWSS240</b>	240	3000
<b>SDWSS250</b>	250	3000
<b>SDWSS300</b>	300	3000
<b>SDWSS360</b>	360	3000

## DISTANCE HOLDER WITH CLAW

Used to provide exact wall thickness with claws to attach to the reinforcement.

Product Code	Wall Thickness (mm)	Pack Size
<b>SDWDH180</b>	180	3000
<b>SDWDH200</b>	200	3000
<b>SDWDH240</b>	240	3000
<b>SDWDH250</b>	250	3000
<b>SDWDH300</b>	300	3000
<b>SDWDH360</b>	360	3000



*Other sizes available on request.*

## METAL ROCKET

Used to provide exact wall thickness. Easy to slide the shoe under the reinforcement giving immediate and stable support. Spacers with 10mm bar also available.

Product Code	Concrete Cover (mm)	Wall Thickness (mm)	Bar Diameter	Pack Size	Pallet Quantity
SDWMR120	15 - 35	120	8	150	3000
SDWMR150	15 - 35	150	8	150	3000
SDWMR180	15 - 35	180	8	150	3000
SDWMR200	15 - 35	200	8	150	3000
SDWMR240	15 - 35	240	8	150	3000
SDWMR250	15 - 35	250	8	150	3000
SDWMR300	15 - 35	300	8	150	3000
SDWMR350	15 - 35	350	8	100	2000
SDWMR365	15 - 35	365	8	100	2000
SDWMR400	15 - 35	400	8	100	2000
SDWMR500	15 - 35	500	8	100	2000



SPECIALIST PRECAST PRODUCTION

## PLASTIC ROCKET WITH METAL CORE

Used to provide exact wall thickness. Easy to slide the shoe under the reinforcement giving immediate and stable support.



Product Code	Concrete Cover (mm)	Wall Thickness (mm)	Pack Size	Pallet Quantity
SDWPR180	15-50	180	54	2430
SDWPR200	15-50	200	54	2430
SDWPR240	15-50	240	85	2720
SDWPR250	15-50	250	85	2720
SDWPR300	15-50	300	85	1530
SDWPR350	15-50	350	1	420
SDWPR400	15-50	400	1	420



**ORDER ONLINE!** [www.simplyprecast.co.uk](http://www.simplyprecast.co.uk)



## SLEEVE ANCHOR

The Sandwich Panel System is an anchoring system made up of sleeve anchors, plate anchors and connector pins used in the construction of sandwich panels.



Product Code	Diameter (mm)	Height (mm)	Weight
2001	51	150	0.288
2003	76	150	0.432
2078	102	150	0.576
2005	127	150	0.72
2009	153	150	0.864
2083	178	150	1.008
2013	204	150	1.152
2015	229	150	1.296
2017	255	150	1.44
2019	280	150	1.584
2000	51	175	0.336
2002	76	175	0.504
2004	102	175	0.672
2006	127	175	0.84
2008	153	175	1.008
2010	178	175	1.176
2012	204	175	1.344
2014	229	175	1.512
2016	255	175	1.68
2018	280	175	1.848
2020	51	200	0.384
2022	76	200	0.576
2024	102	200	0.768
2026	127	200	0.96
2028	153	200	1.152
2030	178	200	1.344
2032	204	200	1.536
2034	229	200	1.728
2036	255	200	1.92
2038	280	200	2.112
2040	51	225	0.432
2042	76	225	0.648
2044	102	225	0.864
2046	127	225	1.08
2048	153	225	1.296
2050	178	225	1.512
2052	204	225	1.728
2054	229	225	1.944
2056	255	225	1.16
2058	280	225	2.376
2065	51	250	0.472
2067	76	250	0.708
2063	102	250	0.944
2069	127	250	1.18
2071	153	250	1.416
2073	178	250	1.652
2075	204	250	1.888
2077	229	250	2.124


Product Code	Diameter (mm)	Height (mm)	Weight
2007	255	250	2.36
2011	280	250	2.596
2064	51	260	0.5
2066	76	260	0.75
2060	102	260	1
2068	127	260	1.25
2070	153	260	1.5
2061	178	260	1.75
2062	204	260	2
2072	229	260	2.25
2074	255	260	2.75
2076	280	260	1.075
2021	102	280	1.34
2023	127	280	1.614
2025	153	280	1.88
2027	178	280	2.152
2029	204	280	2.416
2031	229	280	2.69
2033	255	280	2.954
2035	280	280	0.566
2064-300	51	300	0.853
2079	76	300	1.131
2086	102	300	1.409
2081	127	300	1.416
2087	153	300	1.848
2088	178	300	2.306
2037	204	300	2.38
2085	229	300	2.89
2059	255	300	3.165
2039	280	300	2.412
2051	204	320	2.71
2053	229	320	3.017
2074-3	255	320	3.313
2055	280	320	1.902
2041	153	330	2.213
2043	178	330	2.536
2045	204	330	2.847
2047	229	330	3.108
2074-1	255	330	3.482
2049	280	330	2.564
2057	204	340	2.879
20571	229	340	3.21
20071	255	340	2.29
20351	280	340	3.52
20291	204	360	2.715
20311	229	360	3.048
20331	255	360	2.394
20391	280	360	3.727

## SPA-1




Product Code	Diameter (mm)	Length (mm)
SPA-1.5-160-A4	5	160
SPA-1.5-180-A4	5	180
SPA-1.6-160-A4	6	160
SPA-1.6-180-A4	6	180
SPA-1.6-200-A4	6	200
SPA-1.6-220-A4	6	220
SPA-1.6-240-A4	6	240
SPA-1.6-260-A4	6	260
SPA-1.6.5-160-A4	6.5	160
SPA-1.6.5-180-A4	6.5	180
SPA-1.6.5-200-A4	6.5	200
SPA-1.6.5-220-A4	6.5	220
SPA-1.6.5-240-A4	6.5	240
SPA-1.6.5-260-A4	6.5	260
SPA-1.8-200-A4	8	200
SPA-1.6-220-A4	8	220
SPA-1.8-240-A4	8	240
SPA-1.8-260-A4	8	260
SPA-1.8-280-A4	8	280
SPA-1.8-300-A4	8	300
SPA-1.8-320-A4	8	320
SPA-1-10-260-A4	10	260
SPA-1-10-280-A4	10	280
SPA-1-10-300-A4	10	300
SPA-1-10-320-A4	10	320
SPA-1-10-360-E	10	360
SPA-1-10-380-A4	10	380
SPA-1-10-400-A5	10	400
SPA-1-10-420-A6	10	420

## SPA-2



Product Code	Diameter (mm)	Length (mm)
SPA-2.5-160-A4	5	160
SPA-2.5-180-A4	5	180
SPA-2.6-160-A4	6	160
SPA-2.6-180-A4	6	180
SPA-2.6-200-A4	6	200
SPA-2.6-220-A4	6	220
SPA-2.6-240-A4	6	240
SPA-2.6-260-A4	6	260
SPA-2.6.5-160-A4	6.5	160
SPA-2.6.5-180-A4	6.5	180
SPA-2.6.5-200-A4	6.5	200
SPA-2.6.5-220-A4	6.5	220
SPA-2.6.5-240-A4	6.5	240
SPA-2.6.5-260-A4	6.5	260
SPA-2.8-200-A4	8	200
SPA-2.8-220-A4	8	220
SPA-2.8-240-A4	8	240
SPA-2.8-260-A4	8	260
SPA-2.8-280-A4	8	280
SPA-2.8-300-A4	8	300
SPA-2.8-320-A4	8	320
SPA-2-10-260-A4	10	260
SPA-2-10-280-A4	10	280
SPA-2-10-300-A4	10	300
SPA-2-10-320-A4	10	320
SPA-2-10-360-E	10	360
SPA-2-10-380-A4	10	380
SPA-2-10-400-A5	10	400
SPA-2-10-420-A6	10	420

**SANDWICH PLATE ANCHOR**



Product Code for 1.5mm thickness	Product Code for 2mm thickness	Product Code for 3mm thickness	(H) (mm)	(W) (mm)
2105	2105 2	n/a	150	40
2158	2158 2		150	80
2160	2160 2		150	120
2164	2164 2		150	160
2107	2107 2		150	200
21070	21070 2		150	240
2163	2163 2		150	280
2109	2109 2		150	320
2111	2111 2		150	360
2113	2113 2		150	400
2103	2103 2		175	40
2100	2100 2		175	80
2102	2102 2		175	120
2104	2104 2		175	160
2106	2106 2		175	200
2108	2108 2		175	240
2110	2110 2		175	280
2112	2112 2		175	320
2114	2114 2		175	360
2116	2116 2		175	400
2101	2101 2		200	40
2118	2118 2		200	80
2120	2120 2		200	120
2122	2122 2		200	160
2124	2124 2		200	200
2126	2126 2		200	240
2128	2128 2		200	280
2130	2130 2		200	320
2132	2132 2		200	360
2134	2134 2		200	400
2135	2135 2		225	40
2136	2136 2		225	80
2138	2138 2		225	120
2140	2140 2		225	160
2142	2142 2		225	200
2144	2144 2		225	240
2146	2146 2		225	280
2148	2148 2		225	320
2150	2150 2		225	360
2152	2152 2		225	400
2193	2193 2	2193 3	250	40
2188	2188 2	2105 3	250	80
2195	2195 2	2195 3	250	120
2190	2190 2	2190 3	250	160
2192	2192 2	2192 3	250	200
2197	2197 2	2158 3	250	240
2194	2194 2	2194 3	250	280
2198	2198 2	2198 3	250	320



Product Code for 1.5mm thickness	Product Code for 2mm thickness	Product Code for 3mm thickness	(H) (mm)	(W) (mm)
2199	2199 2	2199 3	250	360
2200	2200 2	2200 3	250	400
2180	2180 2	2180 3	260	40
2181	2181 2	2181 3	260	80
2182	2182 2	2182 3	260	120
2183	2183 2	2183 3	260	160
2184	2184 2	2184 3	260	200
2185	2185 2	2185 3	260	240
2186	2186 2	2186 3	260	280
2187	2187 2	2187 3	260	320
2188	2195 2	2188 3	260	360
2189	2189 2	2189 3	260	400
2191	2191 2	2191 3	280	40
2175	2175 2	2175 3	280	80
2179	2179 2	2179 3	280	120
2176	2176 2	2176 3	280	160
2177	2177 2	2177 3	280	200
2178	2178 2	2178 3	280	240
2121	2121 2	2121 3	280	280
2123	2123 2	2123 3	280	320
2125	2125 2	2125 3	280	360
2127	2127 2	2127 3	280	400
n/a	2129 2	2129 3	300	40
	2000 2	2000 3	300	80
	2001 2	2001 3	300	120
	2002 2	2002 3	300	160
	2003 2	2003 3	300	200
	2009 2	2004 3	300	240
	2004 2	2196 3	300	280
	2005 2	2006 3	300	320
	2006 2	2007 3	300	360
	2010 2	2088 3	300	400
	2033 2	2033 3	320	40
	2034 2	2034 3	320	80
	2035 2	2035 3	320	120
	2021 2	2021 3	320	160
	2036 2	2036 3	320	200
	2026 2	2026 3	320	240
	2027 2	2027 3	320	280
	2023 2	2023 3	320	320
	2025 2	2025 3	320	360
	2037 2	2037 3	320	400
	2038 2	2038 3	340	40
	2039 2	2039 3	340	80
	2233 2	2233 3	340	120
	2201 2	2201 3	340	160
	2202 2	2202 3	340	200
	2203 2	2203 3	340	240

Product Code for 1.5mm thickness	Product Code for 2mm thickness	Product Code for 3mm thickness	(H) (mm)	(W) (mm)
n/a	2204 2	2204 3	340	280
	2205 2	2205 3	340	320
	2206 2	2206 3	340	360
	2207 2	2207 3	340	400
	2040 2	2040 3	360	40
	2041 2	2041 3	360	80
	2208 2	2208 3	360	120
	2209 2	2209 3	360	160
	2210 2	2210 3	380	200
	2211 2	2211 3	360	240
	2212 2	2212 3	360	280
	2213 2	2213 3	360	320
	2214 2	2214 3	360	360
	2215 2	2215 3	360	400
	2042 2	2042 3	380	40
	2043 2	2043 3	380	80
	2216 2	2216 3	380	120
	2217 2	2217 3	380	160
	2218 2	2218 3	380	200
	2219 2	2219 3	380	240
	2220 2	2220 3	380	280
	2221 2	2221 3	380	320
	2223 2	2223 3	380	360
	2224 2	2224 3	380	400
	2044 2	2044 3	400	40
	2045 2	2045 3	400	80
	2225 2	2225 3	400	120
	2226 2	2226 3	400	160
	2227 2	2227 3	400	200
	2228 2	2228 3	400	240
	2229 2	2229 3	400	280
	2230 2	2230 3	400	320
	2231 2	2231 3	400	360
	2232 2	2232 3	400	400

## QUICKY

Innovative product used to prop double walls and panels on site



### QUICKY

QUICKY is a compact, ready-made, one-piece sleeve. You won't have to do any screwing. QUICKY is made from high quality branded synthetic material by injection moulding and therefore, cheaper than metal-plastic threaded sleeves.

The plain sleeve allows screwing in and out of the anchoring screw within seconds by means of an electric screwdriver. Eliminate the precarious screwing out of threaded parts (risk of breaking!) and screwing in of the anchoring screw, which is often hard owing to the thread being covered with cement paste.

Product Code	Pack Size
<b>QUICKY</b>	<b>1100</b>



### QUICKY TSI

QUICKY TSI is a compact, ready-made assembly anchor sleeve, which provides a safe, firm hold with breaking loads greater than 20kN. QUICKY TSI is made in Germany of high quality synthetic material. Tested at the Technical University of Darmstadt, Solid Constructions Institute (according to the latest European guidelines ETAG 001).

Product Code	Pack Size
<b>QUICKY TSI</b>	<b>1700</b>



### QUICKY LIGHT

The QUICKY LIGHT for Lightweight Concrete is a compact, ready-made, one-piece sleeve with 3 holes 7mm diameter for attaching. No more screwing sleeves in and out. QUICKY for Lightweight Concrete is made from injected molded high quality branded synthetic material and is less expensive than metal and plastic threaded sleeves.

Caution: An onsite suitability test adapted to the concrete quality and aggregates must be conducted before using Quicky for Lightweight Concrete.

The plain sleeve allows screwing in and out of the anchoring screw within seconds using an electric screwdriver. No more screwing out of threaded parts, (risking breakage) and screwing in of the anchoring screw, which is often difficult, due to the threads being covered with cement paste.

Product Code	Pack Size
<b>QUICKY LIGHT</b>	<b>900</b>

## Contents

Mould Oils and Release Agents	122
Formwork Treatment and Release Agents	123
Admixtures	124
Concrete Curing Agents and Retarders	125-126
Construction Chemical Specials	127-128

# PRECAST CHEMICALS AND GROUTS





Over 7 years we have developed our own bespoke chemical range from solvent-based mould oils to fully biodegradable and WRAS approved chemicals. With full technical backup, we can tailor specific release agents to your everyday needs.

## Mould Oils and Release Agents

### TRULEASE - General Purpose Mould Release Oil

TRULEASE is designed for everyday site use. It is a low viscosity, readily applied mineral oil based mould release agent. Designed to give reliable high performance with all types of formwork. TRULEASE forms a physical barrier between the formwork and the concrete giving a quick, clean and easy release with minimum blowhole formation & providing a sharp, uniform and non-stained concrete surface.



Product Code	Pack Size
TL0005	5L
TL0020	20L
TL0025	25L
TL0205	205L
TL1000	1000L

### TRULEASE BIO - Fully Biodegradable Mould Release Emulsion

Developed to produce a ready to use and stable vegetable oil based mould release emulsion, that is particularly suited to use on steel and other impervious formwork materials. TRULEASE BIO is a safe, environmentally friendly, readily biodegradable and non-staining product that facilitates easy formwork release. A low odour, low VOC mould release agent designed with minimum blowhole formation and providing a sharp, uniform and non-stained concrete surface. Particularly suited for white or fair faced concrete finishes.

Product Code	Pack Size
TLB0005	5L
TLB0020	20L
TLB0025	25L
TLB0205	205L
TLB1000	1000L



### TRULEASE EMULSION - Mould Release Emulsion

Developed using the latest water soluble polymer technology, to produce an environmentally friendly and highly effective mould release agent for general precast use. A low odour, low VOC, non-staining mould release agent designed with minimum blowhole formation and providing a sharp, uniform and non-stained concrete surface. It is particularly suited for white or fair faced concrete finishes.



Product Code	Pack Size
TLE0005	5L
TLE0025	25L
TLE0205	205L
TLE1000	1000L

## TRULEASE DC - Mould Release Agent for DRY CASTING Processes

TRULEASE DC is a blend of the latest surfactant chemistry, blended with traditional release oil technology to create a release agent specifically designed for dry casting operations. The surfactant blend present within the formulation reduces the surface tension between the concrete and the formwork face allowing a quick, clean and easy release with minimum blowhole formation and providing a sharp, uniform and non-stained concrete surface. Suitable for use on all types of formwork.

Product Code	Pack Size
TLDC0005	5L
TLDC0020	20L
TLDC0025	25L
TLDC0205	205L
TLDC1000	1000L



## TRUWAX - Ready to Use, Brushable Wax Protective Coating & Mould Release Agent

TRUWAX is a blend of mould release oil and specially selected temperature resistant waxes. This helps with the initial seal of porous formwork and can be used as a mould release agent where the use of liquid release oil is not practical. It is easy to apply and helps waterproof and protect formwork in all climatic conditions and when not in use.



Product Code	Pack Size
TW0005	5L
TW0020	20L

## TRUSEAL - Polyurethane Based Formwork Face / Surface Sealer

TRUSEAL is a low viscosity, low VOC, easy to use high solids, single pack moisture cured polyurethane coating. Designed to impart a high quality, fully impervious surface lacquer finish to formwork and other porous surfaces. This tough flexible sealing coating increases formwork life considerably. It improves concrete appearance by preventing staining from wood faced formwork. It also improves formwork release and helps cut back on formwork cleaning time. It is easily applied by spray or brush and touch dries very quickly.

Product Code	Pack Size
TS0005	5L
TS0020	20L
TS0025	25L
TS0205	205L
TS1000	1000L





## Admixtures

### TRUFLOW ACF - Chloride Free Concrete Accelerator & Low Temperature Plasticiser

A specially formulated non-chloride, non-corrosive liquid hardening accelerator designed as a concrete accelerator and plasticiser. It accelerates the setting time of concrete by speeding the cement hydration process and increasing the early-age strength of the concrete. TRUCURE ACF can also be used to provide safer winter concreting without delays.

Product Code	Pack Size
TFACF0005	5L
TFACF0025	25L
TFACF0205	205L
TFACF1000	1000L



### TRUFLOW EXTRA - Super Plasticiser for Concrete & Mortar

A liquid plasticiser and water reducing agent that imparts extremely high workability when added to a concrete mix. Being a highly effective deflocculating agent it disperses cement paste into its primary particles, significantly increasing the flow characteristics of the paste. This permits significant reduction in water content of normal workability concrete producing higher early and ultimate strengths. TRUFLOW Extra also enables the concrete to achieve high compaction with minimal or no tamping and its increased flow assists with difficult pours.



Product Code	Pack Size
TFE0005	5L
TFE0025	25L
TFE0205	205L
TFE1000	1000L

### TRUFLOW S - Standard Set Plasticiser

Helps up to 25% reduction in added water content for a given slump with the resultant reduction in water / cement ratio providing increased strengths. Alternatively it can be used to increase slump by 150% without any increase in water content. It will aid workability without an increase in water / cement ratio. TRUFLOWS imparts easier and speedier placing and compaction of the concrete with reduced shrinkage and minimal cracking.

Product Code	Pack Size
TFS0005	5L
TFS0025	25L
TFS0205	205L
TFS1000	1000L



## Concrete Curing Agents and Retarders

### TRUCURE SEALER - Concrete Curing & Sealing Compound

TRUCURE SEALER is a clear, low viscosity acrylic polymer resin solution, targeted primarily for application to surfaces of freshly laid concrete where it has a double function. Firstly, to form a highly effective concrete curing membrane that conforms to ASTM C309 and secondly to act as an in-depth sealer for the hardened concrete rendering its surface dustproof and extremely hard wearing.

Product Code	Pack Size
TSR0005	5L
TSR0020	20L
TSR0025	25L
TSR0205	205L
TSR1000	1000L



### TRUCURE WW - Water Based Surface Hardener and Curing Agent

TRUCURE WW is an aqueous silicate solution that reacts to deposit an integral layer of high strength crystals in the concrete pore structure. Helps prevent premature drying out of the concrete surface reducing the risks of surface cracking and dusting. Improves the durability of the concrete surface. Economical and very easy to use.



Product Code	Pack Size
TCWW0001	1L
TCWW0005	5L
TCWW0020	20L
TCWW0025	25L
TCWW0205	205L
TCWW1000	1000L

### TRUCURE STANDARD - Aqueous Based 75% Efficiency Concrete Curing Compound

Applied to the surface of freshly laid concrete, physically 'locks' moisture into freshly cast concrete allowing full hydration of the cement thus allowing the concrete to fully cure. This is achieved by covering the surface of the concrete with a very thin temporary membrane that prevents moisture in the concrete from leaving the surface. Benefits - reduced surface shrinkage and cracking, more durable hard wearing surface and prevention of dusting.

Product Code	Pack Size
TCS0005	5L
TCS0025	25L
TCS0205	205L
TCS1000	1000L



## TRUTARD GEL - Colour Tinted Transparent Gel Based Surface Retarder for Application to Mould Face Formwork

Safetard Gel has been formulated to retard the set of fresh concrete that comes into contact with it. It is ideally suited to the production of exposed aggregate finishes or 'keyed' surfaces for construction joints. Suitable for all formwork types and is weather resistant. It will not stain or discolour the concrete. It is Non-hazardous and fully biodegradable. It is most suited for vertical surfaces.

Product Code	Pack Size
TG0005	5L
TG0025	25L



## TRUSTRIP - Plant Protection Agent

A blend of fatty acids dispersed in a vegetable oil base, used to prevent concrete build up on plant machinery via the formation of calcium soaps which act as a barrier, thus creating a protective layer when in contact with cementitious material.



Product Code	Pack Size
TPPS0005	5L
TPPS0025	25L
TPPS0205	205L
TPPS1000	1000L

## Concrete Repair

### TRUPATCH WHITE / GREY - Rapid Set Repair Compound

Adopatch is a cementitious powder compound with the inclusion of a polymer to promote adhesion and resistance to the passage of water and a water reducing agent to facilitate a low water : cement ratio. The mortar sets within minutes and develops compressive strengths within hours in excess of fully cured concrete. Adopatch is available in grey and white colours so they can be blended to match most shades of concrete.

Product Code	Pack Size	Colour
TPW0005	5L	White
TPW0025	25L	White
TPG0005	5L	Grey
TPG0025	25L	Grey



## Duresil EB

Duresil EB is a epoxy modified paint with hydrocarbon resins for anti-acid protection of concrete and steel surfaces. Used for the protection of sewage treatment plants, cisterns, and concrete sewer pipes in contact with aggressive chemicals such as acids, alkalis, hydrocarbons, detergents and sewage.

Product Code	Pack Size	Density Differences
SPMDEB005A	5kg	1.75
SPMDEB005B	5kg	1.4



## Maapeproof Swell

Single component hydro-expansive paste supplied in cartridges, used to waterproof and seal cracks in concrete.



Product Code	Product Size	Pack Quantity
SPMMPS300	300ml	12

## Idrostop

Hydrophilic expandable rubber section for watertight construction joints.

Product Code	Description	Product Size	Pack Quantity
SPIDR02010	20x10 mm (Idrostop 10)	10m Roll	6
SPIDR02015	20x15 mm (Idrostop 15)	10m Roll	6
SPIDR02025	20x25 mm (Idrostop 25)	10m Roll	6



## Idrostop Soft

Hydro-expansive, high-flexibility, bentonite jointing profile for waterproofing second pours of concrete




Product Code	Description	Product Size	Pack Quantity
SPIDRS2520	25x20 mm	10m Roll	6

## Idrostop Mastix

One-component thixotropic adhesive for bonding Idrostop 10, 20 and 25.

Product Code	Product Size	Pack Quantity
<b>SPIDROM</b>	300ml	12




## Mapegrout T40

Medium strength (40 MPa), shrinkage-compensated, fibre-reinforced, thixotropic mortar for repairing concrete.



Product Code	Product Size
<b>SPMG25</b>	25kg





# TERMS & CONDITIONS

## 1. Application

These Terms and Conditions shall apply to the purchase of the goods detailed in this catalogue ("Goods") by you ("Buyer") from Simply Precast Accessories Ltd [a company registered in England under number 7162924 whose registered office is at 5 Brooklands Place, Brooklands Road, Sale, Cheshire, M33 3SD ("Seller"). No other terms and conditions shall apply to the sale of the Goods unless agreed upon in writing between the Buyer and Seller.

## 2. Interpretation

- 2.1 A "business day" means any day other than a Saturday, Sunday or bank holiday.
- 2.2 The headings in these Terms and Conditions are for convenience only and shall not affect their interpretation.
- 2.3 Words imparting the singular number shall include the plural and vice-versa.

## 3. Goods

- 3.1 The description of the Goods are as set out in the Seller's Brochure and confirmed in a formal quotation. In accepting the quotation the Buyer acknowledges that it does not rely on any other representations regarding the Goods save for those made in writing by the Seller. No descriptions of the Goods set out in the Seller's Brochure shall be binding on the Seller and are intended as a guide only.
- 3.2 The Seller reserves the right to make any changes in the specification of the Goods which are required to conform to any applicable safety or other statutory or regulatory requirements.

## 4. Price

- 4.1 The price ("Price") of the Goods shall be that set out in the Seller's Brochure current at the date of the Buyer's order or such other price as may be agreed in writing between the Seller and the Buyer. The Price shall be confirmed in the quotation.
- 4.2 If the cost of the Goods to the Seller increases due to any factor beyond the Seller's control including, but not limited to, material costs, labour costs, alteration of exchange rates or duties, or changes to delivery rates, the Seller reserves the right to increase the Price prior to delivery.
- 4.3 Any increase in the Price under sub-Clause 4.2 shall only take place upon the Seller informing the Buyer of the increase in writing.
- 4.4 The Buyer may be entitled to discounts subject to and in accordance with any details set out in the Seller's Brochure current at the date of the Buyer's order or as may be agreed in writing by the Seller and the Buyer. The Buyer shall not necessarily be entitled to a discount. Any and all discounts shall be at the discretion of the Seller.
- 4.5 The Price is exclusive of fees for packaging and transportation/delivery.
- 4.6 The Price is exclusive of any applicable VAT and other taxes or levies which are imposed or charged by any competent authority.

## 5. Quotation and Basis of Sale

- 5.1 Details of the Goods in sub-Clause 3.1 are subject to alteration without notice and do not constitute contractual offers to sell the Goods which are capable of acceptance.
- 5.2 The Seller is not obliged to accept an order from the Buyer if the Buyer does not supply references which are requested by, and satisfactory to, the Seller. If at any time the Seller is not satisfied as to the creditworthiness of the Buyer it may give written notice to the Buyer that no further credit will be allowed to the buyer in which case no further goods will be delivered to the Buyer other than against cash payment.
- 5.3 The quotation constitutes written acceptance and confirmation by the Seller of the Buyer's order for the Goods.
- 5.4 Having issued this quotation which is a contractual offer to sell the Goods, the Seller agrees to enter into a contract for the sale of Goods upon the Buyer's written acceptance of this quotation and of these Terms and Conditions.
- 5.5 The quotation (including any non-standard price negotiated in accordance with sub-Clause 4.1) is valid for a period of 30 days only from the date shown overleaf unless expressly withdrawn by the Seller at an earlier time.
- 5.6 Either the Seller or the Buyer may cancel the order for any reason prior to the Buyer's acceptance (or rejection) of this quotation.

## 6. Payment

- 6.1 Following the Buyer's acceptance of this quotation, the Seller shall invoice the Buyer for the Price either: (a) on or at any time after delivery of the Goods; or (b) where the Goods are to be collected by the Buyer or where the Buyer wrongfully fails to take delivery of the Goods, at any time after the Seller has notified the Buyer that the Goods are ready for collection or the Seller has tendered delivery of the Goods.
- 6.2 The Buyer shall pay the Price within 30 days of the date of the Seller's invoice or otherwise in accordance with any credit terms agreed between the Seller and the Buyer.
- 6.3 Payment must be made by the Buyer notwithstanding that delivery may not have taken place and/or that the title in the Goods has not passed to the Buyer.
- 6.4 If the Buyer fails to make payment within the period in sub-Clause 6.2, the Seller shall suspend any further deliveries to the Buyer, cancel any pending orders from the Buyer and charge the Buyer interest at the rate of 3% per annum above Barclay's Bank PLC base rate from time to time on the amount outstanding until payment is received in full.
- 6.5 Time for payment shall be of the essence of the Contract between the Seller and the Buyer.
- 6.6 All payments must be made in Sterling unless otherwise agreed in writing between the Seller and the Buyer.

## 7. Delivery

- 7.1 The Seller shall arrange for the delivery of the Goods on [or as near as reasonably possible to] the delivery date detailed in the quotation to the address specified in the Buyer's order or to another location as agreed in writing between the Seller and the Buyer.
- 7.2 If no delivery address is specified by the Buyer or if it is so agreed between the Seller and the Buyer, the Buyer shall collect the Goods from the Seller's premises at any time after the Seller has notified the Buyer that the Goods are ready for collection.
- 7.3 Subject to the specific terms of any special delivery service, delivery may take place at any time of the day and must be accepted at any time of the day.
- 7.4 If the Buyer fails to take delivery of the Goods the Seller may, at its discretion and without prejudice to any other rights: (a) store or arrange for the storage of the Goods and shall charge the Buyer for all associated costs and expenses including, but not limited to, transportation, storage and insurance; and/or (b) make arrangements for the redelivery of the Goods and shall charge the Buyer for the costs of such redelivery.
- 7.5 If redelivery is not possible under sub-Clause 7.4(b), the Buyer shall be required to collect the Goods from the Seller's premises and shall be notified of the same. The Seller reserves the right to charge the Buyer for all associated costs including, but not limited to, storage and insurance.
- 7.6 If the Seller fails to deliver the Goods on the delivery date other than for reasons beyond its control, the Buyer may give written notice to the Seller within one Week after the delivery date requiring the Seller to deliver the Goods within two weeks of that notice ("Notice Period").
- 7.7 If the Seller receives no notice from the Buyer under sub-Clause 7.6, it shall have no liability in respect of late delivery provided that it delivers the Goods at any time after the delivery date.
- 7.8 If the Seller fails to deliver within either the Notice Period [or the Late Delivery Period (as applicable), the Buyer shall have the right to cancel the order and the Seller shall be liable only for the excess (if any) of the cost to the Buyer of finding suitable substitute goods in the cheapest available market.

## 8. Inspection of Goods

- 8.1 The Buyer shall be under a duty to inspect the Goods on delivery or collection.
- 8.2 If the Goods cannot be examined, the carriers note or such other note as appropriate must be marked "not examined".
- 8.3 If the Buyer identifies any damage or shortages it must inform the Seller in writing within 36 Hours of delivery, providing details of the alleged damage or shortage. The Seller shall be under no liability if the Buyer fails to provide such notice.
- 8.4 The Seller must be permitted to inspect the affected Goods before the Buyer uses, alters or modifies them in any way.
- 8.5 Subject to the Buyer's compliance with this Clause 8 and the Seller's agreement with any alleged damage or shortages, the Seller shall make good any and all damage and shortages within a reasonable time.
- 8.6 The Seller shall be under no liability for and shall not indemnify the Buyer against any matters arising from damage or shortages.

## 9. Returns

- 9.1 Goods may not be returned without the prior written agreement of the Seller.
- 9.2 Subject to sub-Clause 9.4, the Seller shall only accept returned Goods if it is satisfied that those Goods are defective and that such defects would not be apparent on inspection.
- 9.3 The Seller shall have the option of either replacing defective Goods within two weeks of receipt of them or shall refund to the Buyer the Price for those Goods which are defective.
- 9.4 The Buyer may return any Goods within six months of those Goods coming to market (that is, the launch of such goods) within 1 week of delivery provided that: (a) the Buyer bears the risk and cost of returning the Goods; (b) the Buyer indemnifies the Seller against any costs incurred in rectifying any deterioration of the Goods resulting from the Buyer's incorrect handling or storage of the Goods.
- 9.5 The Seller shall not be liable for defects arising out of normal wear and tear, the Buyer's failure to follow any instructions given by the Seller, misuse or alteration of the goods, negligence, wilful damage or any other act of the Buyer, its employees, agents or any other third party.

## 10. Risk and Title

- 10.1 Risk of damage to or loss of the Goods shall pass to the Buyer either when the Goods are delivered to the Buyer or when the Seller notifies the Buyer that the Goods are ready for collection.
- 10.2 If the Buyer wrongfully fails to take delivery of the Goods, risk shall pass to the Buyer at the time when the Seller has tendered delivery of the Goods.
- 10.3 Legal and beneficial title in the Goods shall not pass to the Buyer until the Seller has received, in cash or cleared funds, payment in full of the Price.
- 10.4 The Seller reserves the right to repossess any Goods in which the Seller retains legal and beneficial title if full payment is not received in accordance with Clause 6. In the event of such repossession the Buyer shall deliver the Goods in which legal and beneficial title has not passed to the Seller at its own cost.
- 10.5 The Buyer's right to possession of the Goods in which the Seller retains legal and beneficial title shall terminate if: (a) the Buyer commits a material breach of its obligations under these Terms and Conditions; (b) the Buyer is or becomes the subject of a bankruptcy order or takes advantage of any other statutory provision for the relief of insolvent debtors; (c) the Buyer enters into a voluntary arrangement under Part 1 of the Insolvency Act 1986, or any other scheme or arrangement is made with its creditors; or (d) the Buyer convenes any meeting of its creditors, enters into voluntary or compulsory liquidation, has a receiver, manager, administrator or administrative receiver appointed in respect of its assets or undertakings or any part thereof, any documents are filed with the court for the appointment of an administrator in respect of the Buyer, notice of intention to appoint an administrator is given by the Buyer or any of its directors or by a qualifying floating charge holder (as defined in para. 14 of Schedule B1 of the Insolvency Act 1986), a resolution is passed or petition presented to any court for the winding up of the Buyer or for the granting of an administration order in respect of the Buyer, or any proceedings are commenced relating to the insolvency or possible insolvency of the Buyer.

## 11. Rights, Warranties and Liability

- 11.1 Subject to these Terms and Conditions and except where the Buyer is purchasing the Goods as a consumer, all warranties, conditions or other terms implied by statute or common law (save for those implied by Section 12 of the Sale of Goods Act 1979) are excluded to the fullest extent permitted by law.
- 11.2 The Seller shall not be liable for any loss or damages of any nature, direct or indirect, including any loss of profits or consequential damages suffered or incurred by the Buyer for whatever reason.
- 11.3 The exclusions of liability contained within this Clause 11 shall not exclude or limit the liability of the Seller: (a) for death or personal injury caused by the Seller's negligence; (b) for any matter for which it would be illegal for the Seller to exclude or limit its liability; and (c) for fraud or fraudulent misrepresentation.

## 12. Communications

- 12.1 All notices under these Terms and Conditions shall be in writing and signed by, or on behalf of, the party giving notice (or a duly authorised officer of that party).
- 12.2 Notices shall be deemed to have been duly given: (a) when delivered, if delivered by courier or other messenger (including registered mail) during the normal business hours of the recipient; (b) when sent, if transmitted by fax or email and a successful transmission report or return receipt is generated; (c) on the fifth business day following mailing, if mailed by national ordinary mail; or (d) on the tenth business day following mailing, if mailed by airmail.
- 12.3 All notices under these Terms and Conditions shall be addressed to the most recent address, email address or fax number notified to the other party.

## 13. Force Majeure

Neither party shall be liable for any failure or delay in performing their obligations where such failure or delay results from any cause that is beyond the reasonable control of that party. Such causes include, but are not limited to: power failure, Internet Service Provider failure, industrial action, civil unrest, fire, flood, storms, earthquakes, acts of terrorism, acts of war, governmental action or any other event that is beyond the control of the party in question.

## 14. No Waiver

No waiver by the Seller of any breach of these Terms and Conditions by the Buyer shall be considered as a waiver of any subsequent breach of the same or any other provision.

## 15. Severance

In the event that one or more of these Terms and Conditions is found to be unlawful, invalid or otherwise unenforceable, that those provisions shall be deemed severed from the remainder of these Terms and Conditions (which shall remain valid and enforceable).

## 16. Law and Jurisdiction

- 16.1 These Terms and Conditions (including any non-contractual matters and obligations arising therefrom or associated therewith) shall be governed by, and construed in accordance with, the laws of England and Wales.
- 16.2 Any dispute, controversy, proceedings or claim between the Seller and the Buyer relating to these Terms and Conditions (including any non-contractual matters and obligations arising therefrom or associated therewith) shall fall within the jurisdiction of the courts of England and Wales.


**ORDER ONLINE!** [www.simplyprecast.co.uk](http://www.simplyprecast.co.uk)

## INDEX

Accessories for the Pro Box Magnets .....	35
Bespoke Mesh .....	84
Bespoke Plastics .....	13
Carousel Plants .....	31
Cast in Channel .....	23-25
Cast in Loops .....	58
Chamfer Edge Profile .....	101
Coil .....	88
Concrete Bars .....	53
Concrete Spacers With Plastic Clip .....	51-52
Cut and Bend .....	87
Double Walling Accessories .....	114-115
Double Walling System .....	112-113
Dove Tail Slots and Safety Ties .....	22
Fencing and Paving Products .....	108
Fixing Sockets .....	62-63
Formwork Accessories .....	80-82
Holding Down Bolts and Accessories .....	110
Levelling Shims .....	100
Lifting Sockets .....	59-61
LOLER and PUWER Engineering Inspection Service .....	56
MHS, Modular Wood Shuttering System .....	37
Philipp Connecting Systems .....	16-18
Piling Cages .....	85
Pin Anchor Accessories .....	76-78
Pin Anchor System .....	72-75
Plastic 'A' Spacers .....	43
Plastic Chair .....	44
Plastic Circles .....	42
Personal Protective Equipment .....	96-98
Precast Accessories .....	102
Precast Chemicals & Grouts .....	122-128
Precast Plastic Spacers .....	45-48
Progress Group Introduction .....	28
Quicky .....	120
Ratec Pump Station .....	12
Reinforcement & Rebar Machinery .....	32
Sandwich Panel System .....	116-119
SAS-MF Module Flex Shuttering System .....	38
SAS-Tower & RT U60 PRO .....	39
Shuttering Magnets .....	34
Sockets Accessories .....	64-66
Solid Rod Sockets .....	63-64
Speedies .....	10-11
Sprayers .....	104-105
Spread Anchor Accessories .....	70-71
Spread Anchor System .....	67-69
Standard Concrete Spacers .....	50
Standard Mesh .....	86
Starter Bar .....	20-21
Stationary Production .....	29-30
Straight Bar .....	88
The PSV System .....	36
The Threaded Coupler System .....	19
Threaded Lifting Devices .....	57
TJEP Rebar Tying Guns .....	92-93
Transport Accessories .....	103
Tying Systems .....	94
Wire Chairs .....	89



**TRUSTED QUALITY  
AND SERVICE**